

Proposed Side Elevation 1:50

0 1 2 3 4 5m

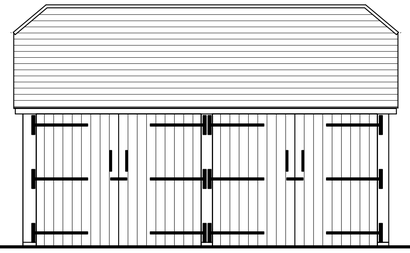

Proposed Front Elevation 1:50

0 1 2 3 4 5m

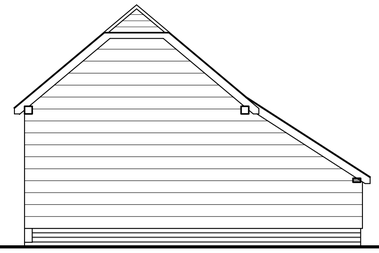

Proposed Side Elevation 1:50

0 1 2 3 4 5m

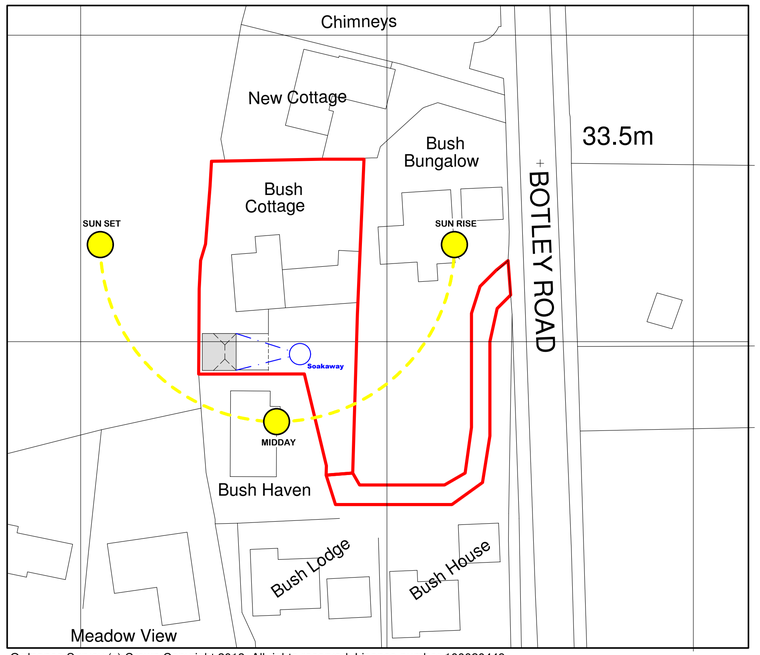

Ordnance Survey (c) Crown Copyright 2013. All rights reserved. Licence number 100020449

Proposed Site Plan 1:500

0 10 20 30 40

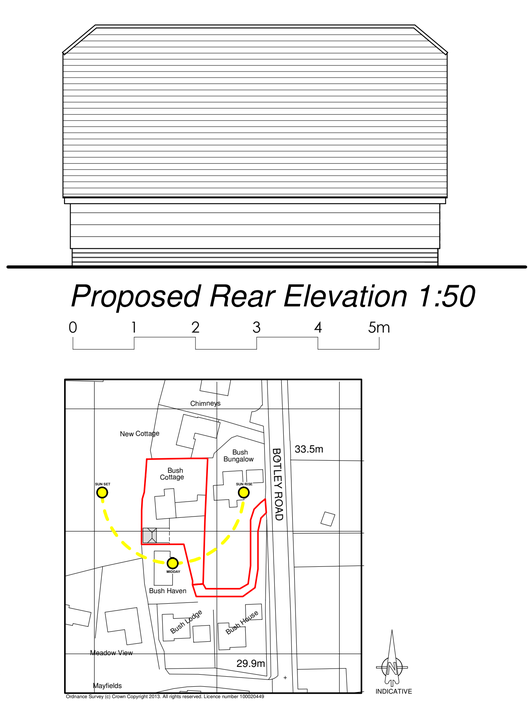

Ordnance Survey (c) Crown Copyright 2013. All rights reserved. Licence number 100020449

Location Plan 1:1250

Proposed Rear Elevation 1:50

0 1 2 3 4 5m

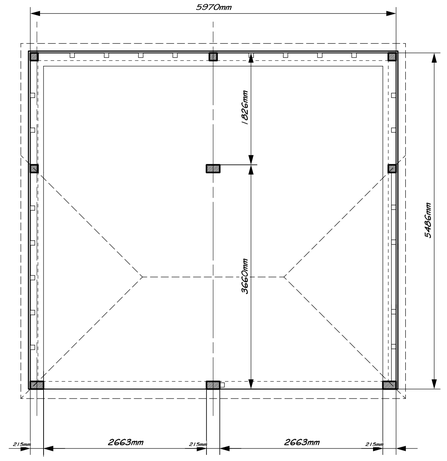

Proposed Ground Floor Plan 1:50

0 1 2 3 4 5m

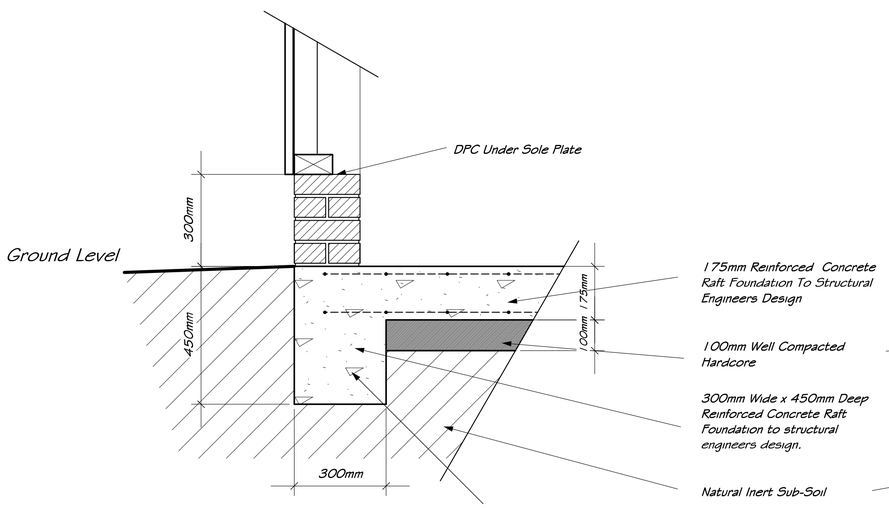

Foundation Section on Level Ground

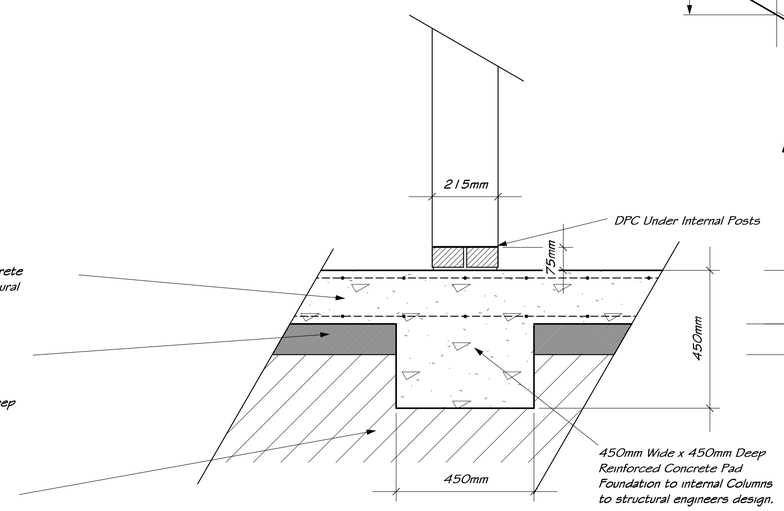

Detail B / Pad Foundation Section

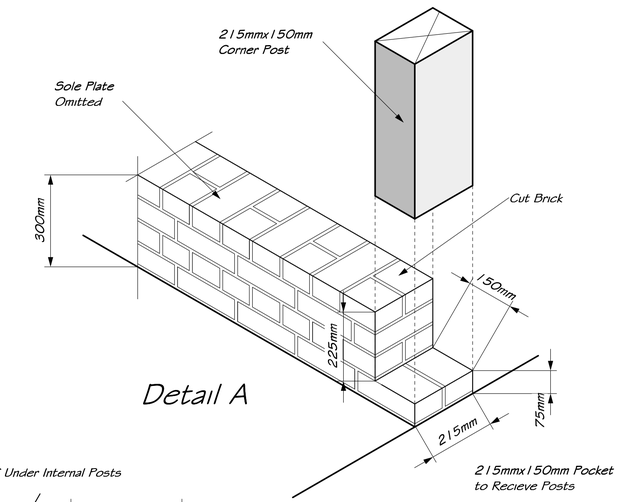

Detail A

GENERAL NOTES

WALL CONSTRUCTION

215mm wide x 300mm heigh brickwork (rustic brick), with DPC between brickwork and sole plate.

RAFT FOUNDATIONS

Style of foundation will be dependant on fall of land.

175mm reinforced concrete raft founation on 100mm hardcore, hardcore to covered with polythene membrane to recieve concrete

300mm wide x 450mm thick reinforced edge to raft base under walls

450mm thick x 450mm wide x 450mm deep concrete pads under internal posts.

All to Structural Engineers design, calculations and details

Important Notes

it is the sole responsibility of the building owner to draw up all legal agreements with adjoining property owner to cover the over hanging of any fascias, guttering, foundations or any part of the building. mdt design can not be held responsible in any way whatsoever for any legal costs or other costs incurred through any neighborhood disputes.

it is the sole responsibility of the building owner to comply with the party wall act 1996 mdt design can not be held responsible in any way if non compliance is adopted.

use figured dimensions only.

all dimensions in millimetres only unless stated otherwise.

all clients and contractors to check all drawings and to verify all dimensions on site prior to works commencing, any discrepancies in dimensions or boundary locations are to be brought to the attention of mdt design immediately before any further works take place on site.

this drawing is the copyright of mdt design and may not be copied, altered or reproduced in any form or passed to a third party without the written consent of mdt design

revisions

project

Bush Cottage
Botley Road
Fair Oak
Eastleigh
SO50 7AN

client

Mr A Donnell

drawing

Proposed Oak Building

stage

Stage 1 - Survey
Stage 2 - Design

scale: **1:100 & 1:50@A1**

date: **April 2013**

job no._ **BB135/04_**

drwg no._ **01_**

revision **A**

The Studio, 1A Portsmouth Road
Fishers Pond
Hampshire
SO50 7HF

T. 023 8069 3924
M. 07881 587261
E. info@mdtdesign.co.uk
W. www.mdtdesign.co.uk

MDT design.co.uk
architectural services