Grundriss ground plan

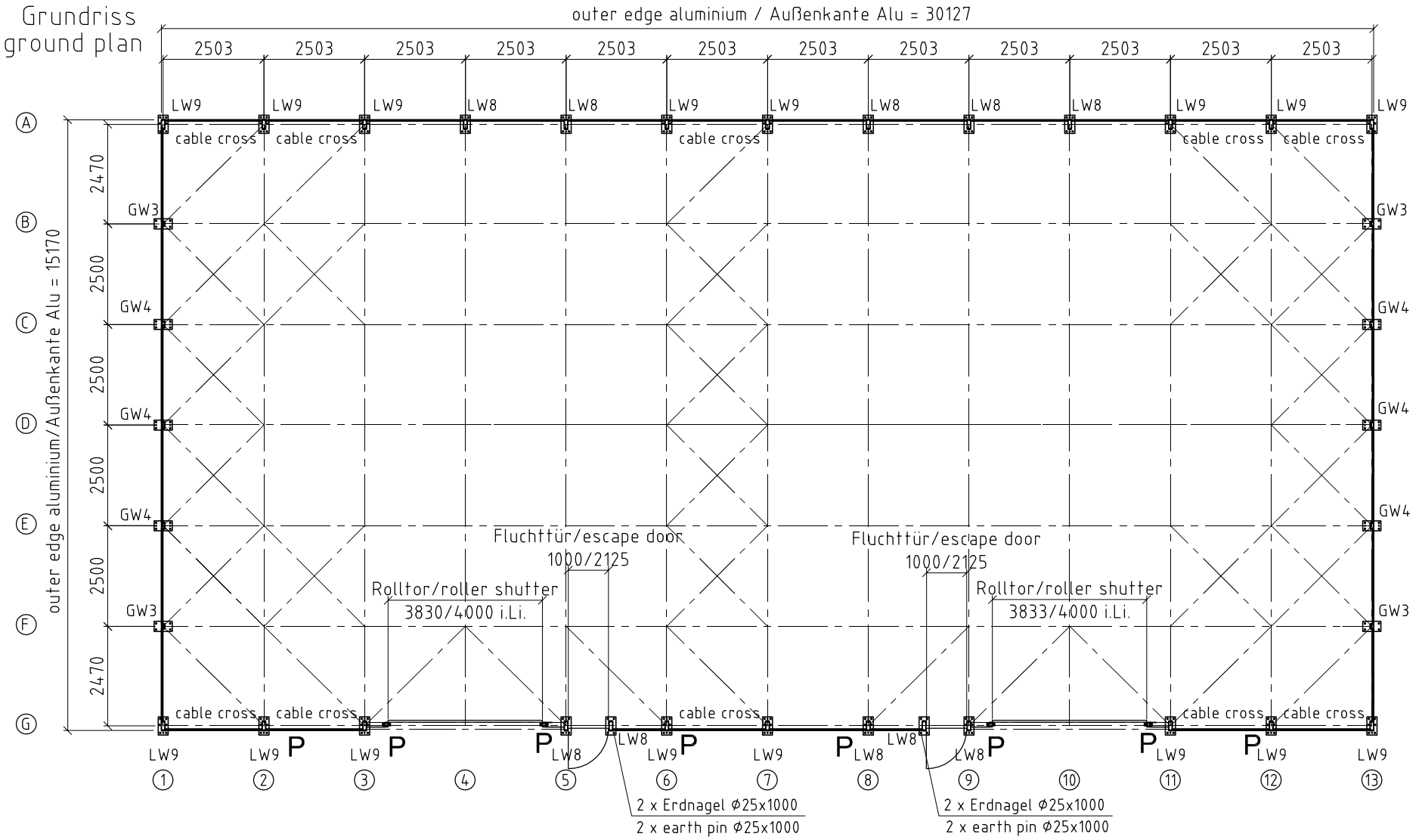

side wall foot plate 9

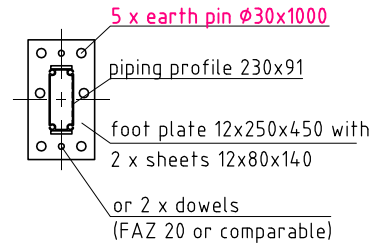

side wall foot plate 8

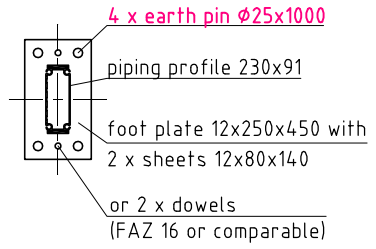

gable wall foot plate 4

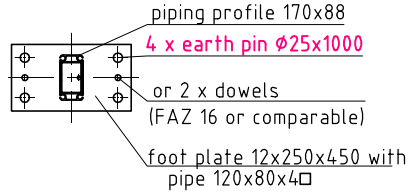

gable wall foot plate 3

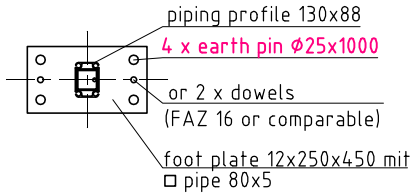

Querschnitt / lateral cut

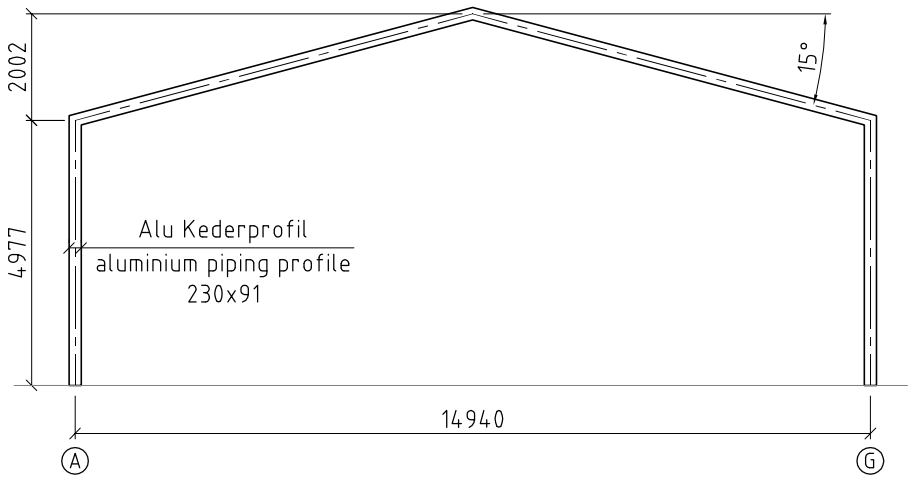

Giebelwand 13 gable wall 13
Giebelwand 1 gable wall 1

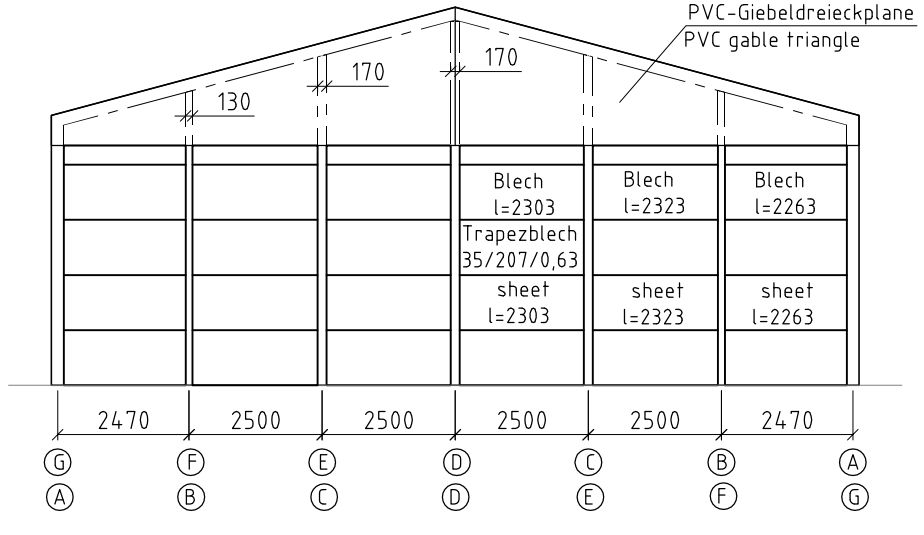

P = portal upright+eave part

P = Portalstütze+Traufstück

Statik A4-11-010 - DIN EN 13782

The bracing is made by using an anchor bolt.
The sealing to the ground has to be provided by the customer.

Die Verankerung erfolgt mit Erdnägel oder Dübel.
Die Abdichtung zum Untergrund muss bauseits erfolgen.

Zust.	Änderung	Datum	Name	Zul. Abweichung:		
					Datum	Name
				Bearb.	01.12.2014	G.Nocon
				Gepr.		
				Norm		

Maßstab: 1 : 100 — Papierformat: A2

Auftrags-Nr.: Anfrage

Projekt-Nr.:

Benennung: Omega Structures Prysmian

Aluflex 15,00 x 30,00 x 5,00m (sk=0,25kN/m²)

Grundriss, Fußplatten, Querschnitt

Zeichnungsnummer: 01 — Artikelnummer: — Blatt: 1

Datei: Omega Structures — Von Bl.: 2

Datei: