

Proposed Side Elevation 1:100

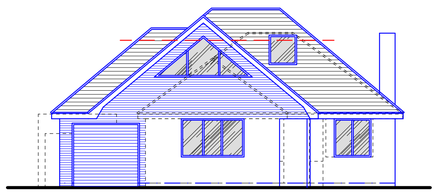

Proposed Front Elevation 1:100

0 1 2 3 4 5m

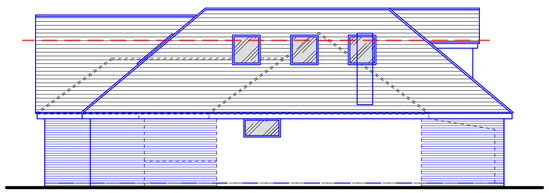

Proposed Side Elevation 1:100

0 1 2 3 4 5m

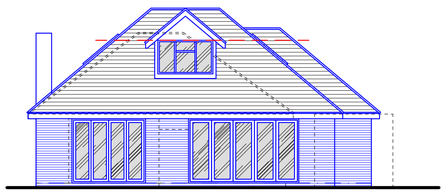

Proposed Rear Elevation 1:100

0 1 2 3 4 5m

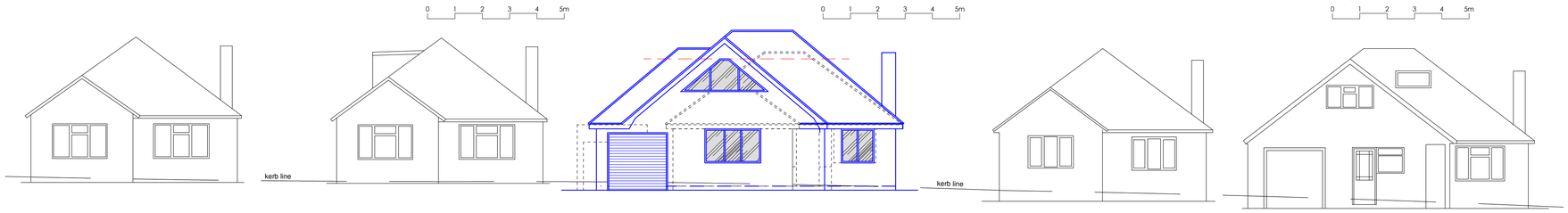


45.0m DATUM

# PROPOSED STREET SCENE

0 1 2 3 4 5m

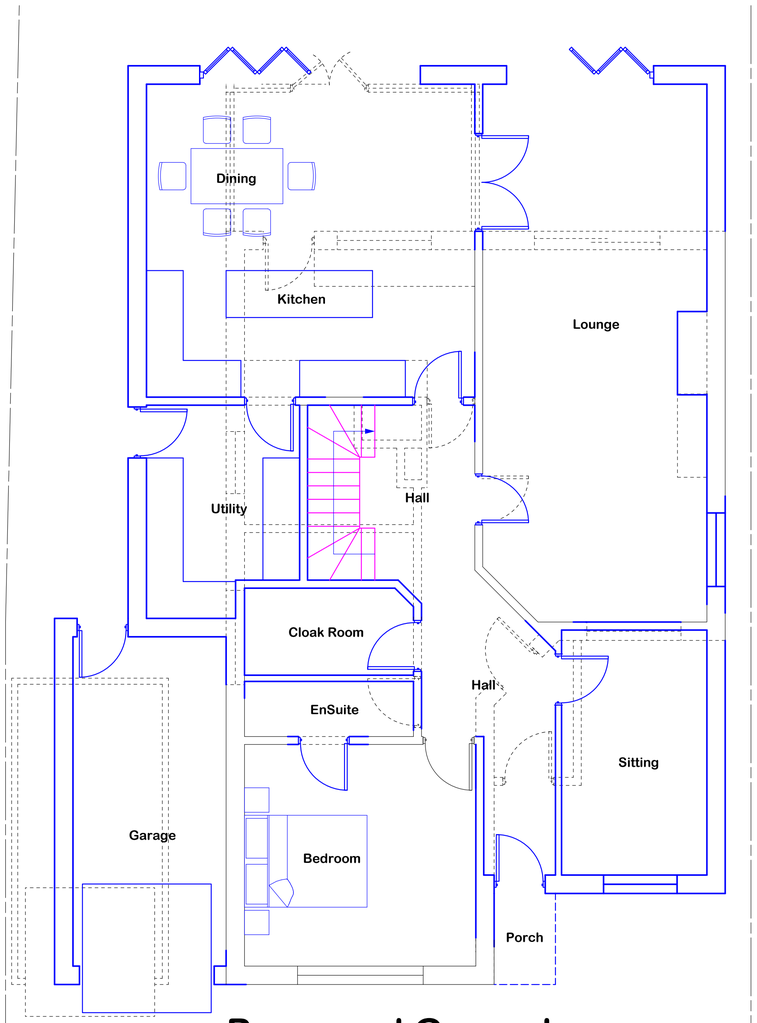


## Proposed Ground Floor Plan 1:50

0 1 2 3 4 5m

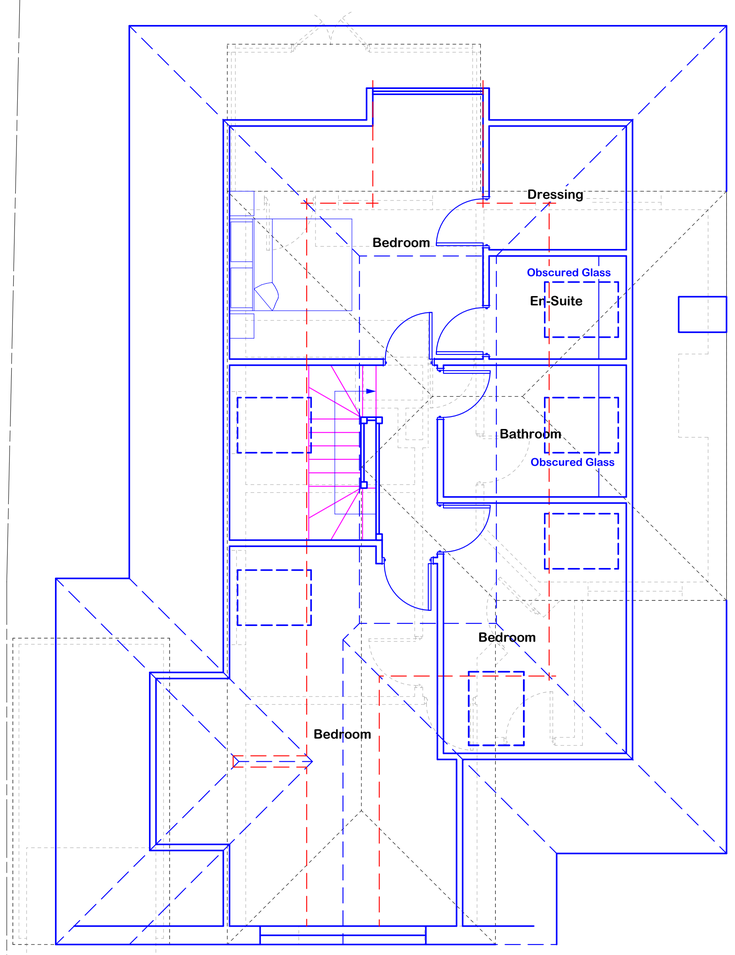


## Proposed Roof Plan 1:50

0 1 2 3 4 5m

### Important Notes

it is the sole responsibility of the building owner to draw up all legal agreements with adjoining property owner to cover the over hanging of any fascias, guttering, foundations or any part of the building. mdt design can not be held responsible in any way whatsoever for any legal costs or other costs incurred through any neighborhood disputes.

it is the sole responsibility of the building owner to comply with the party wall act 1996 mdt design can not be held responsible in any way if non compliance is adopted.

use figured dimensions only.

all dimensions in millimetres only unless stated otherwise.

all clients and contractors to check all drawings and to verify all dimensions on site prior to works commencing. any discrepancies in dimensions or boundary locations are to be brought to the attention of mdt design immediately before any further works take place on site.

this drawing is the copyright of mdt design and may not be copied, altered or reproduced in any form or passed to a third party without the written consent of mdt design

revisions

project

**53 Hobb Lane**
**Hedge End**
**Southampton**
**SO30 0GG**

client

**Mrs Murley**

drawing

**Proposed Alterations**

stage

**Stage 2 - Design**

scale: **1:100 & 1:50@A1**

date: **March 2012**

job no._ **1484/03_**

drwg no._ **02_**

revision **A**

The Studio, 1A Portsmouth Road
Fishers Pond
Hampshire
SO50 7HF

T. 023 8069 3924
M. 07881 587261
E. info@mdtdesign.co.uk
W. www.mdtdesign.co.uk

MDT design.co.uk architectural services