

North West Elevation

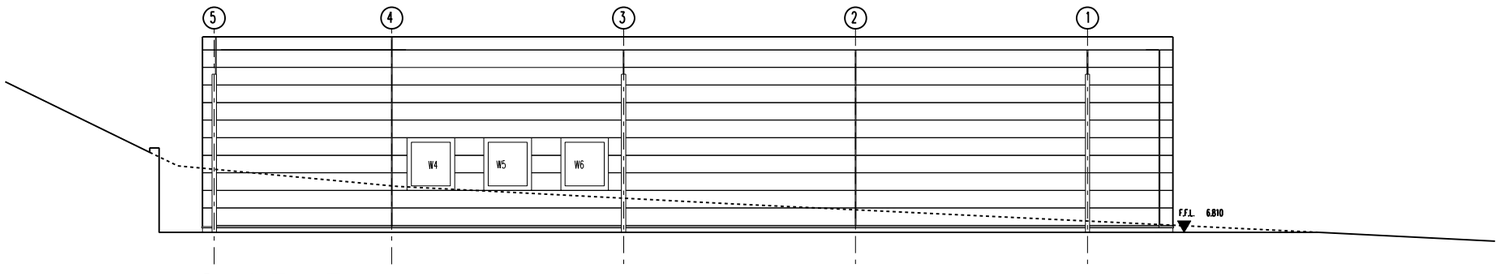

South East Elevation

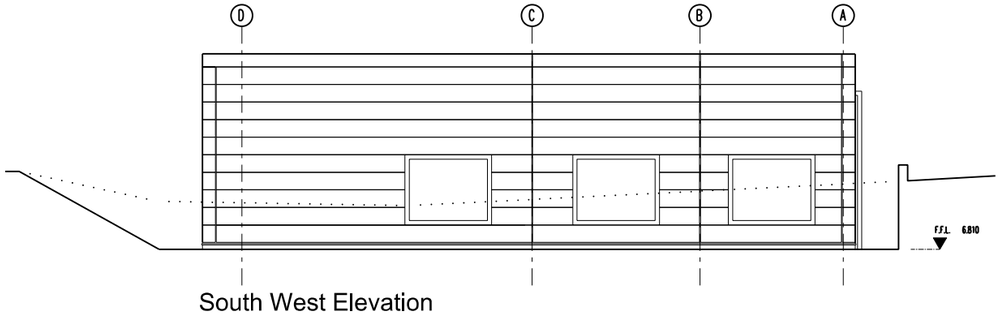

South West Elevation

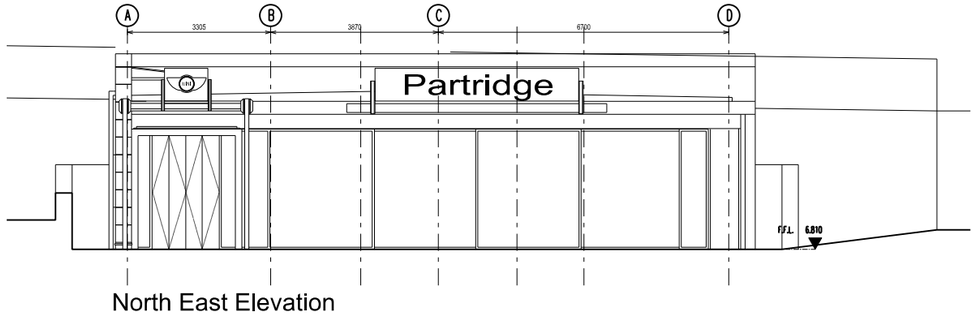

North East Elevation

1:100 0m 1m 2m 3m 4m 5m 10m

THIS DRAWING IS TO BE READ INCONJUNCTION WITH TD5475 010 - 600 series & ALL OTHER CONSULTANTS DRAWINGS

FOR ADDITIONAL SPECIFICATION NOTES PLEASE REFER TO NBS DOCUMENT

GENERAL

No dimensions to be scaled from this drawing. All given dimensions in millimeters. All dimensions to be checked by contractor prior to commencement of work on site.

All dimensions shown are from face of block to face of block, from face of partition to face of partition or from structural grid line to face of block or partition & NOT from plastered or dry lined finishes

All materials, goods and fittings to be used in strict accordance with the manufacturers instructions and recommendations.

All new structural steelwork & lintels to conform to structural engineers specification and detailing.

All new foundations and floor slab to be as engineers specification and detailing.

This drawing to be read in conjunction with structural general arrangement details and all other consultants drawings.

No		Prep	Date

Amendments

© Taylor Design 2014

All given dimensions are in millimetres
Architect to be notified of discrepancies in figured dimensions
Contractors must check all dimensions from site

This drawing is copyright and is for use on this site only

Project
Partridge BMW MINI Hampshire

Title
Existing Elevations

Job No. 5475

Drawing No. 300

Amendment:

Scale @A2. 1:100

Status PLANNING

Auth JR

Date Aug 2015

TAYLORDESIGN architects ltd
30 Manchester Road, Wilmslow, Cheshire SK9 1BG
t 01625 526181
f 01625 524627
e office@taylor-design.co.uk
w www.taylor-design.co.uk