

Front Elevation
SCALE: 1:100

Side Elevation
SCALE: 1:100

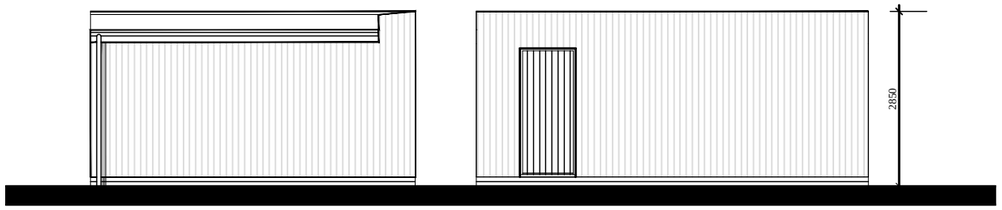

Rear Elevation
SCALE: 1:100

Side Elevation
SCALE: 1:100

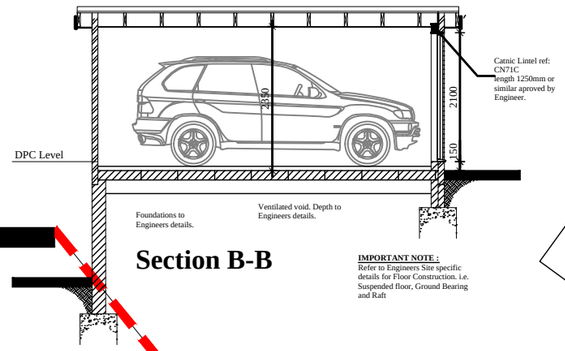

Section B-B

IMPORTANT NOTE :
Refer to Engineers Site specific details for Floor Construction. i.e. Suspended floor, Ground Bearing and Raft

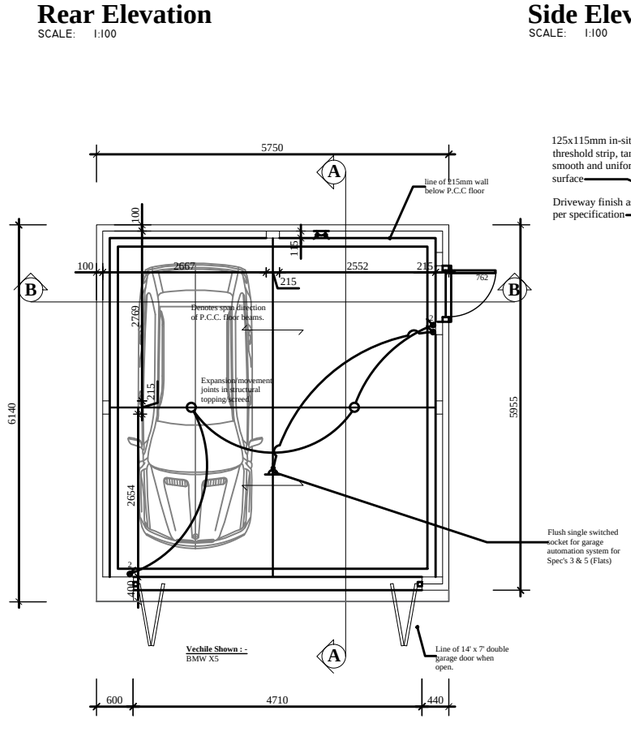

Plan
SCALE: 1:100

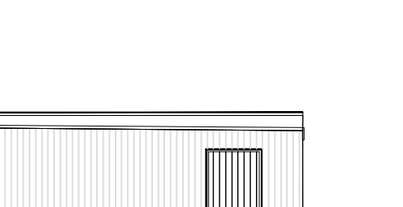

Vehicular Door Threshold Detail

(scale 1:20)

ELECTRICAL LEGEND	
Symbol	Description
	Battern holder light fitting
	Flush single switched socket
	Flush double switched socket
	Flush rocker light switch, 1,2 or 3 way switched. N = neon indicator

This Electrical Legend is to be read in conjunction with the Internal Specification & M&E consultants details if applicable with any discrepancies being reported to the Site Manager.

Light switches, should be fixed no higher than 1200mm above F.F.L. and power sockets should be fixed no lower than 450mm above F.F.L. All wall lights to be fitted at 2100mm above adjacent ground level.

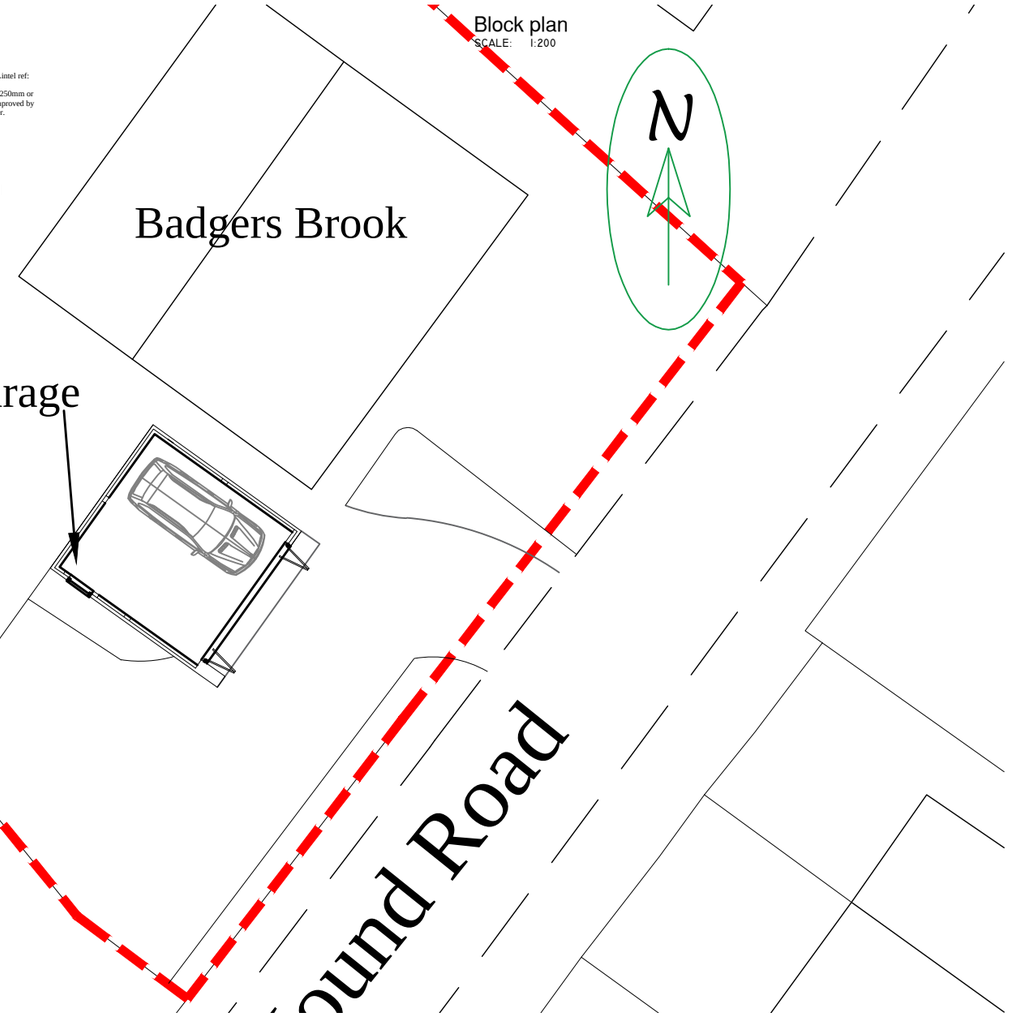



Location plan
SCALE: 1:1250

Ordnance Survey (c) Crown Copyright 2015. All rights reserved. Licence number 100022432

rev.	description	date	by	ch
B	Position amended	15/2	DL	dl

drawing status: CLIENT COMMENTS

Wessex & Solent
58 botley road
Parkgate
Southampton
SO31 1BB

tel: 01489 560426
mob: 07771 355742
e-mail info@wessexsolent.co.uk

WESSEX AND SOLENT

PROJECT DESCRIPTION:
Proposed New Garage

DRAWING TITLE:
Plans & Elevations (All)

ADDRESS:
Badgers Brook
Hound Road
Netley

CLIENT:
Mr I Thomas

SCALE:
As indicated

FIRST DRAWN:
Dec 2015

DRAWING No. WS-1525-01

REVISION: B