

1 Proposed Front Elevation
1 : 100



2 Proposed Rear Elevation
1 : 100

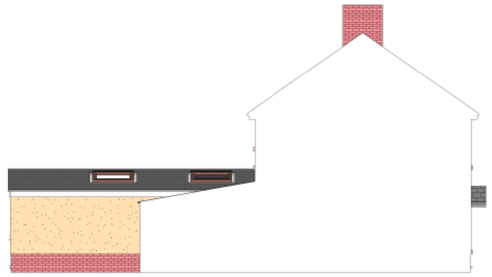

3 Proposed Side (Left) Elevation
1 : 100



4 Proposed Side (Right) Elevation
1 : 100

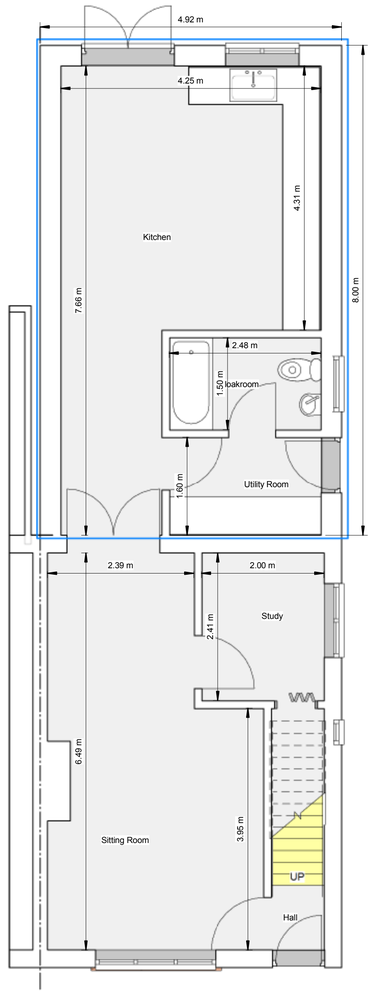

5 Proposed Ground Floor Plan
1 : 50

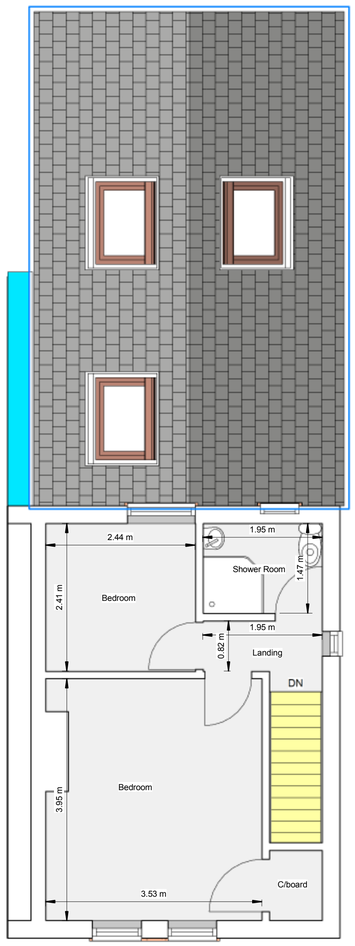

6 Proposed First Floor Plan
1 : 50



7 3D View 1

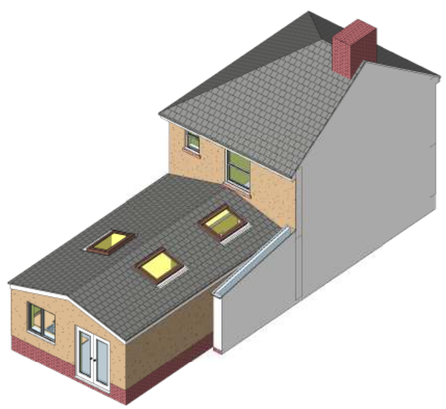

8 3D View 2

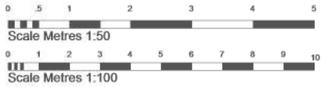

PROPOSED WORKS
(New floor area outlined in blue)

Single storey rear extension.
Red face brickwork plinth with a pebbledash rendered wall over.
Cambrian slate roof.
White UPVC windows and doors.

Revision

Drawings by:

unsted design

3D Computer Aided Architectural Design

Unsted Design Ltd
16 Hazel Close,
Chandlers Ford
Eastleigh
SO53 5RF

Tel: 02380274720
Fax: 02380274720
Email: info@UnstedDesign.co.uk
Web Site www.UnstedDesign.co.uk
Company Number 8013235

Utilities/Highways/Environment: It is the responsibility of the client or their contractor to liase with the Utility providers, Highway Authorities and Environment Agency to ensure that all approvals are in place unless Unsted Design have been given written instuctions to act on your behalf.

Copyright: The copyright for this drawing remains the property of Unsted Design. It cannot be copied, altered or reproduced in any form without the consent of Unsted Design. It cannot be passed to a third party without the written consent of Unsted Design.

Dimensions: All dimensions to be checked on site prior to the comencement of any work. Do not scale from this drawing for construction purposes.

Party Wall Agreements: It is the sole responsibility of the building owner or their contractor to draw up any agreements or notices required to comply with the Party Wall Act. This drawing does not guarantee the position of the boundary.

Client:	MRS MANDY ATTARD
Project Address:	28 WINDMILL LANE BURSLEDON SOUTHAMPTON SO31 8BE
Drawing Contents:	PROPOSED ELEVATIONS, FLOOR PLANS, 3D VIEWS.
Purpose:	PLANNING APPLICATION
Scale:	1:50 1:100
Date	28th July 2015 *Drawn by:* MKU

Drawing Number	Client	Status	Project Number	Sheet Size
002 ATTARD			PR71615	A1