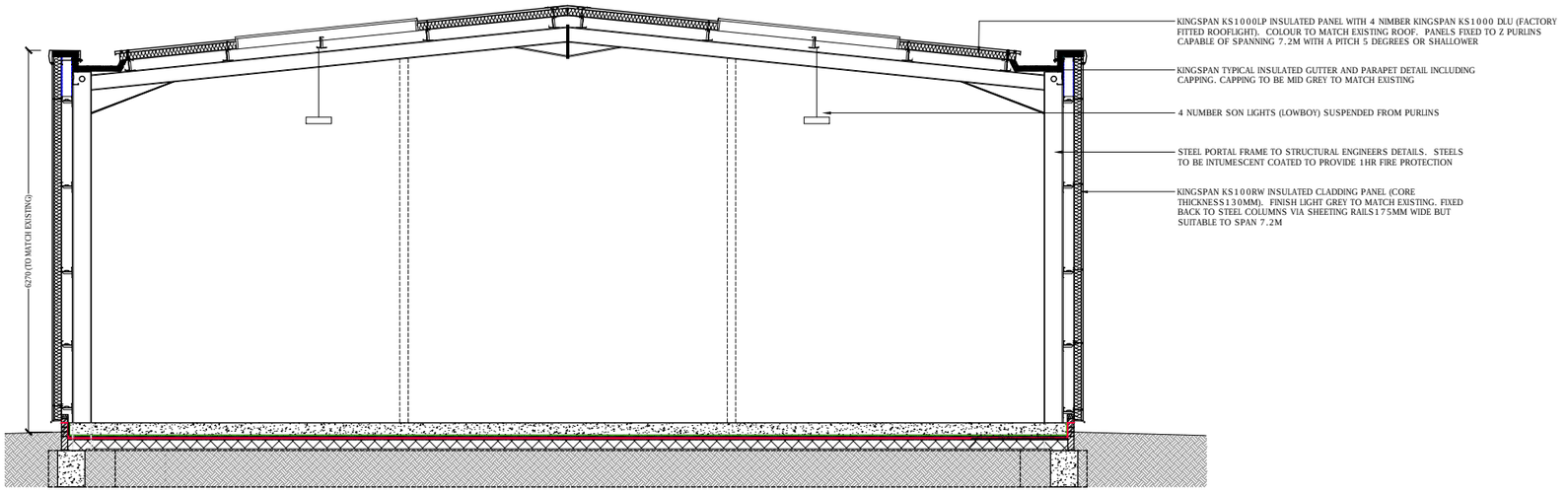

SECTION A-A 1:50

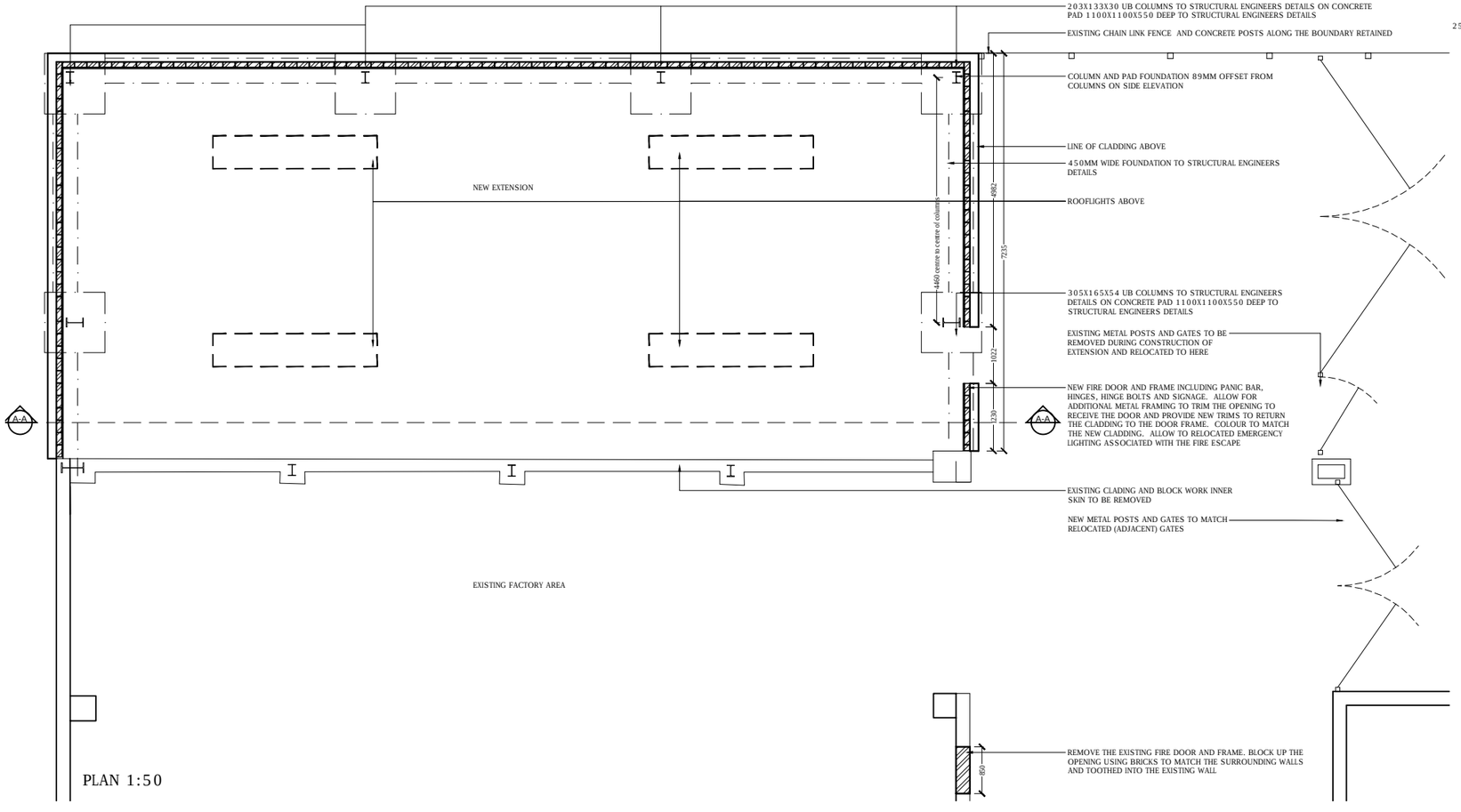

PLAN 1:50

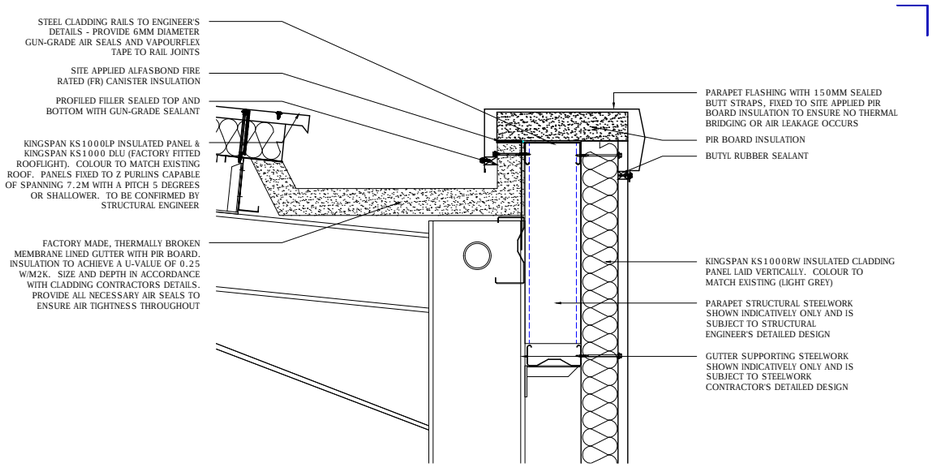

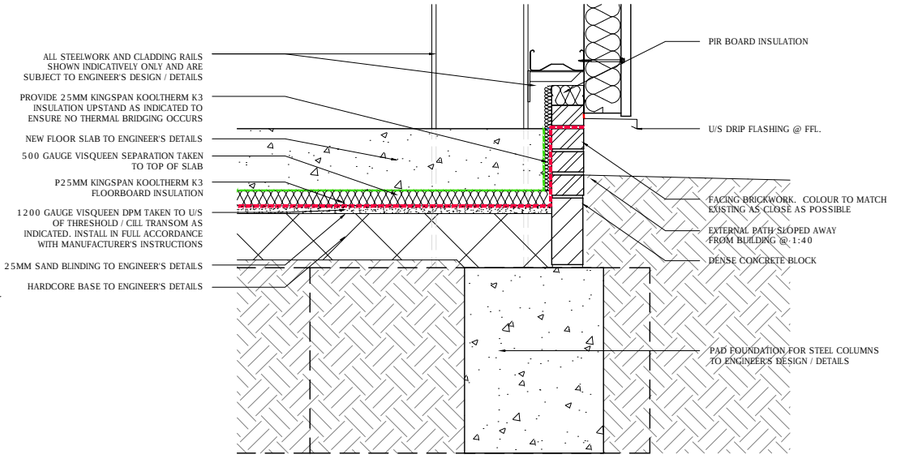

Detail 1:10

NOTE:

ALLOWANCES TO BE MADE FOR ADDITIONAL Z SHAPE FLASHINGS WHERE THE EXISTING CLADDING AND NEW CLADDING JOIN ON THE WALLS AND ROOF AND CONNECTION OF THE NEW GUTTERS TO DISCHARGE INTO THE EXISTING SURFACE WATER DRAINAGE.

4 NUMBER SON LIGHTS (LOWBOY) SUSPENDED FROM PURLINS TO PROVIDE THE REQUIRED LUX LEVELS AT SLAB LEVEL IN THE NEW EXTENSION.

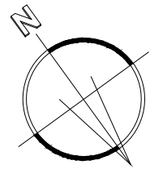

REV:	DATE:	DESCRIPTION:	DR	CHK
C	20.12.16	DETAIL, SIZE ADJUSTED TO SUIT THE SURVEY DRAWING	JM	AH
B	06.07.16	COLUMN SIZES AND POSITIONS INCLUDING THE FOUNDATION TYPE AND SIZE AMENDED TO CO-ORDINATE WITH THE STRUCTURAL ENGINEERS DETAILS AND THE LOCATION OF THE FIRE ESCAPE DOOR IN THE NEW EXTENSION REVISED	JM	AH
A	08.03.16	ADDITIONAL SECURITY GATES ADDED AND FIRE ESCAPE DOOR RELOCATED	JM	AH

OTHER THAN FOR THE PURPOSES OF PLANNING, DO NOT SCALE THESE DRAWINGS. USE WRITTEN DIMENSIONS ONLY. ALL DIMENSIONS TO BE CHECKED ON SITE PRIOR TO COMMENCEMENT OF WORK.

THIS DRAWING IS THE COPYRIGHT OF SIMPSON HILDER ASSOCIATES LIMITED AND MAY NOT BE REPRODUCED, COPIED OR ALTERED IN ANY WAY WITHOUT WRITTEN AUTHORITY

SIMPSON HILDER ASSOCIATES LIMITED
67a High Street Lyndhurst
Hampshire SO43 7BE
T: 023 80 283798
F: 023 80 283688
E: sha@simpsonhilder.co.uk
www.simpsonhilder.co.uk

PROPOSED SECTION AND PLAN

DRAWING STATUS: PLANNING

FALCON PRECISION LTD
VICTORY CLOSE
CHANDLERS FORD IND EST
HAMPSHIRE
SO53 4BU

DATE:	DRAWN BY:	
04.02.16	JM	
SCALE @ A1: 1:50, 1:10	CHECKED: AH	DATE CHECKED:
JOB NO.: 8039	DRAWING NO.: 005	REVISION: C