NOTES

1 The contents of this drawing are copyright.

2 Do not scale. Figured dimensions only to be used.

3 Contractors must verify all dimensions and report any discrepancies before putting work in hand or making any shop drawings.

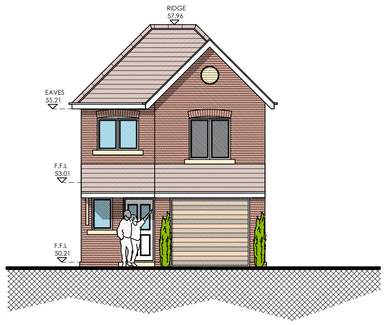

PROPOSED FRONT / SW ELEVATION
SCALE 1:100

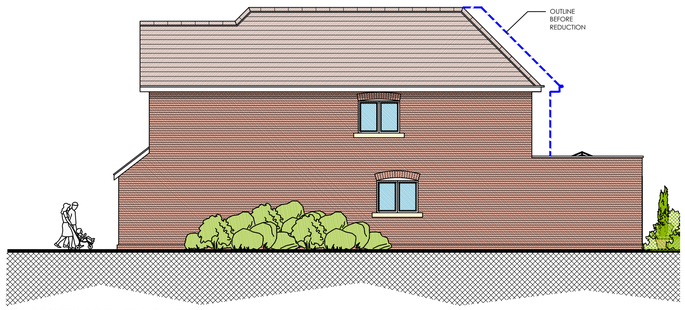

PROPOSED SIDE / SE ELEVATION
SCALE 1:100



PROPOSED REAR / NE ELEVATION
SCALE 1:100

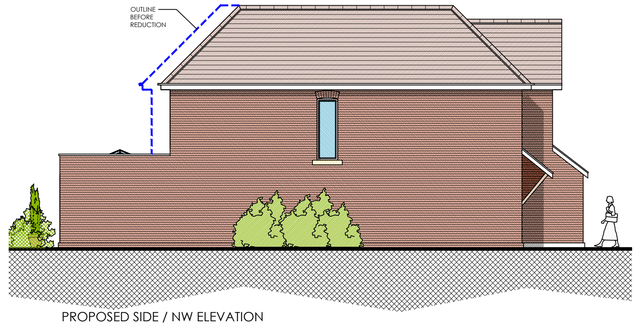

PROPOSED SIDE / NW ELEVATION
SCALE 1:100

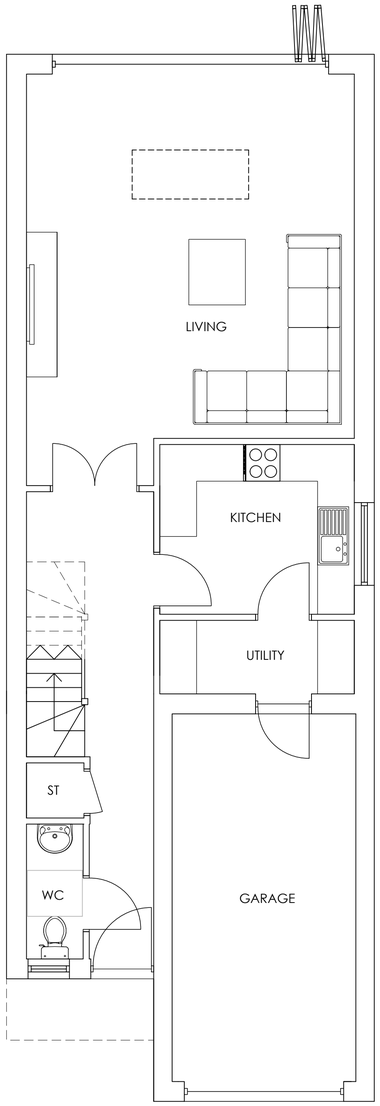

PROPOSED GROUND FLOOR PLAN
SCALE 1:50

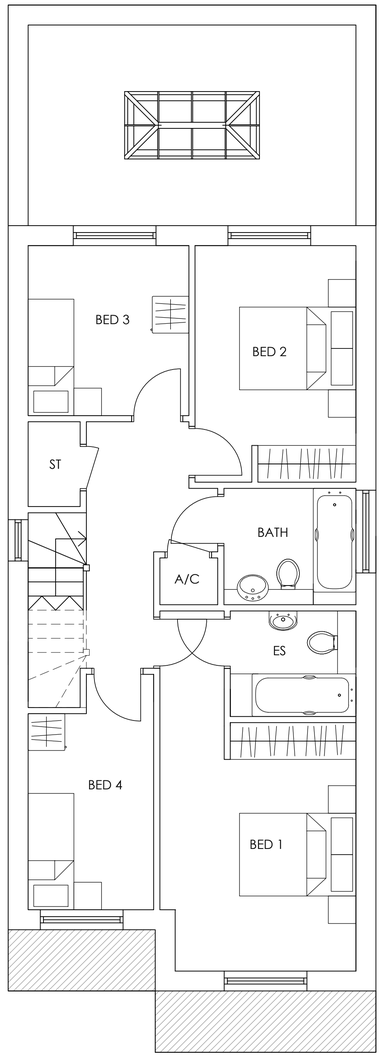

PROPOSED FIRST FLOOR PLAN
SCALE 1:50

UNIT NO:	BEDS:	SQ M:	SQ FT:
1	4	124.2	1336

MATERIALS:	
ROOF:	1. CLAY EFFECT TILES
WINDOWS & DOORS:	1. WHITE UPVC
WALLS	1. RED BRICK

10m @ 1:100

H.	REAR BUILDING AT FIRST FLOOR REDUCED BY 600MM & SINGLE STORE EXTENSION REVISED	24.07.15	GR
G.	GARAGE AMENDED. PLANS AND ELEVATIONS UPDATED	23.07.15	JA
F.	AMENDED AS PER CLIENTS COMMENTS	03.06.15	JA
E.	SINGLE STOREY PROJECTION AT GROUND FLOOR AMENDED	15.05.15	JA
D.	KITCHEN WINDOW REMOVED FROM UNIT 2 VELUX WINDOWS ADDED TO SINGLE STOREY ELEMENT ON UNITS 1 & 2.	21.04.15	WD
C.	FOOTPRINT REDUCED ROOF AMENDED	13.03.15	JA
B.	AMENDED TO MATCH REVISED PLANS	15.09.14	JA
A.	ELEVATIONS & FLOOR PLANS REVISED	14.10.14	JA

No.	Revision.	date	by

PROPOSED DEVELOPMENT,
345 FAIROAK ROAD,FAIROAK,
EASTLEIGH,
HAMPSHIRE,
SO50 8AA.

REGAL HOMES

FLOOR PLANS AND ELEVATIONS UNIT 1

scale AS SHOWN @ A1	checked
date MARCH 2015	drawn JA

8476 / 101

A B C D E F G
H

Anders Roberts Cheer Ltd

Chapel Studios, 14 Purewell,
Christchurch, Dorset, BH23 1EP

Tel: +44 (0) 1202 479919
E-mail: enquiries@andersroberts.com
Web: www.andersroberts.com