

PROPOSED FRONT ELEVATION (facing north)
SCALE 1:100

0 1 2 3 4 5m

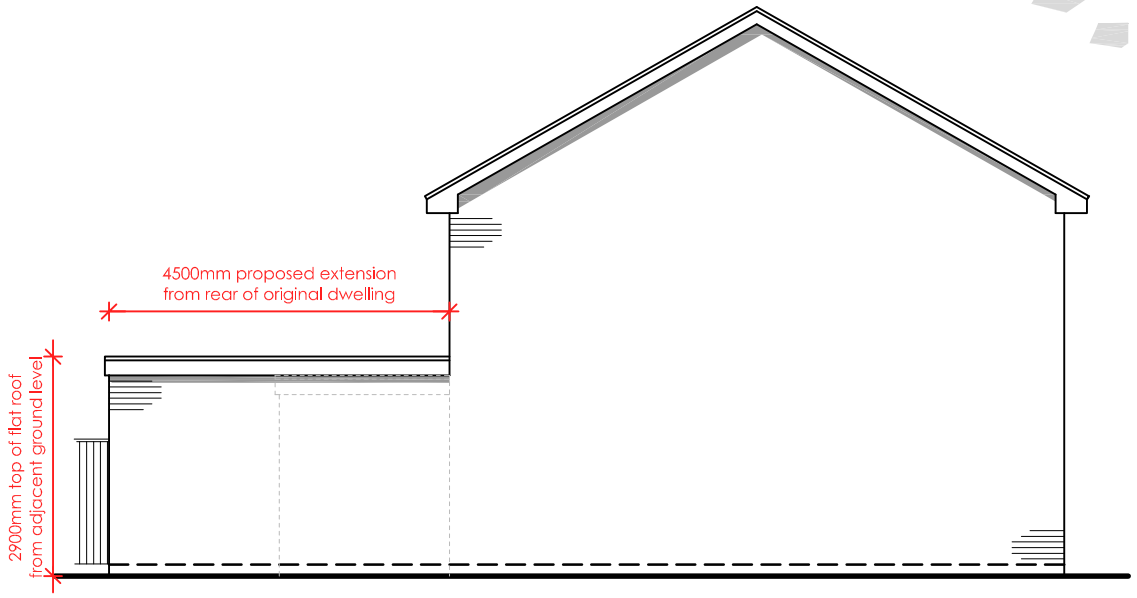

PROPOSED SIDE ELEVATION (facing west)
SCALE 1:100

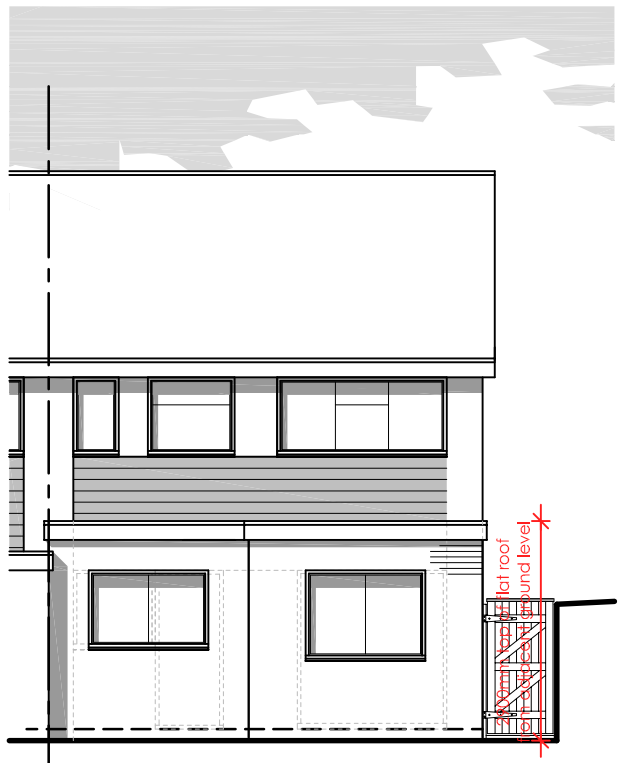

PROPOSED REAR ELEVATION (facing south)
SCALE 1:100

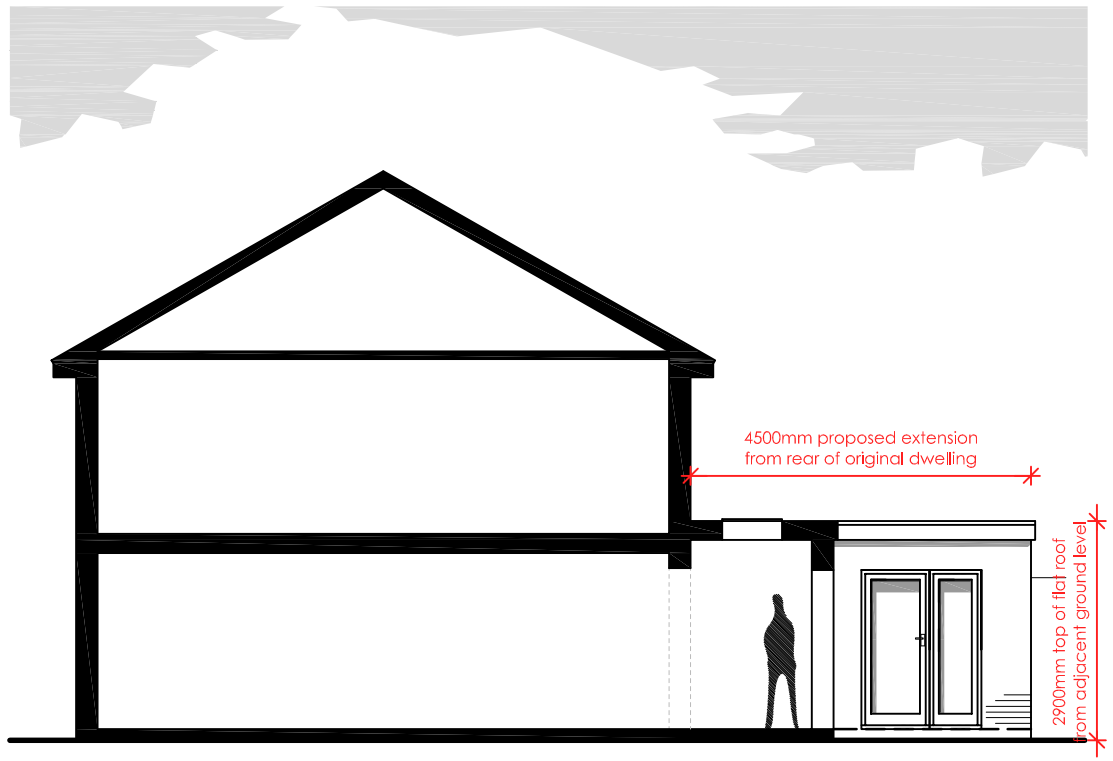

PROPOSED SIDE ELEVATION/SECTION (facing east)
SCALE 1:100

this drawing is the copyright of CMCdesign and may not be copied, altered or reproduced in any form without the written consent of CMCdesign.

it is the sole responsibility of the building owner to draw up all legal agreements with adjoining property owners to cover the over hanging of any fascias, guttering, foundations or any part of the building. CMCdesign can not be held responsible in any way whatsoever for any legal costs or other costs incurred through any neighborhood disputes.

it is the sole responsibility of the building owner to comply with the party wall act 1996 CMCdesign can not be held responsible in any way if non compliance is adopted.

use figured dimensions only in millimetres only unless stated otherwise.

all clients and contractors to check all drawings and to verify all dimensions on site prior to works commencing, any discrepancies in dimensions or boundary locations are to be brought to the attention of CMCdesign immediately before any further works take place on site

revision
-

client
sarfas

stage
planning

date
march 2017

scale
1:100 @ A3

address
1 warren close
chandlers ford
hampshire
so53 2jg

drawing no.
348/03/05

drawing
proposed
elevations

CMCdesign architectural services
the studio, 23 mallbres road,
chandlers ford, hampshire so53 5ds
t 07968 987654
e studio@cmc-design.co.uk
w www.cmc-design.co.uk