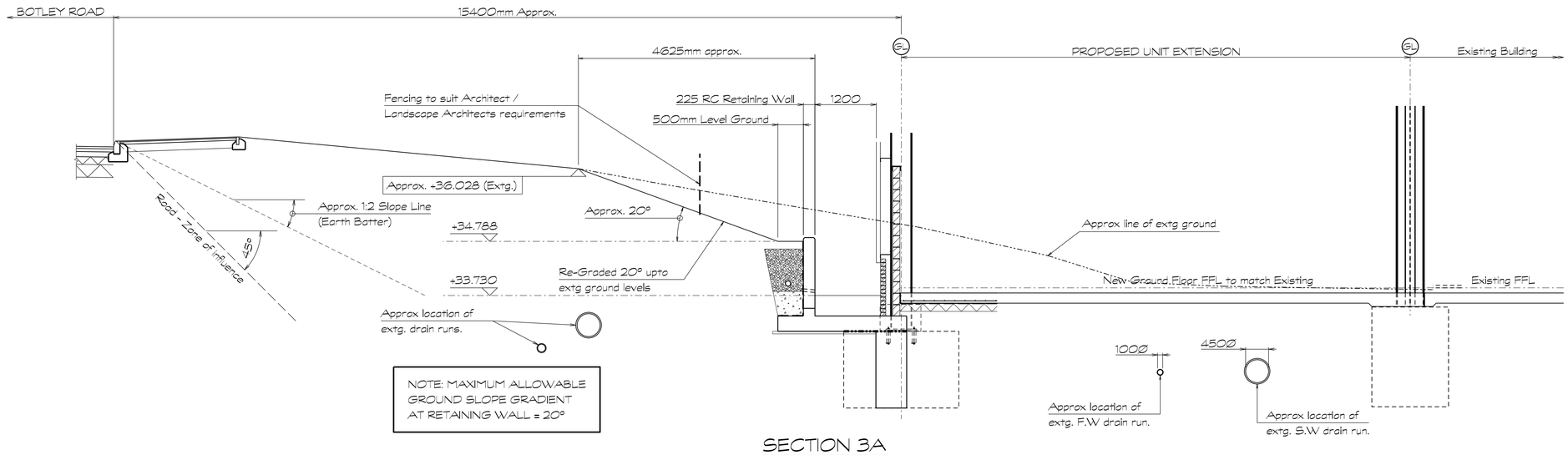

SECTION 3A

Scale 1:50

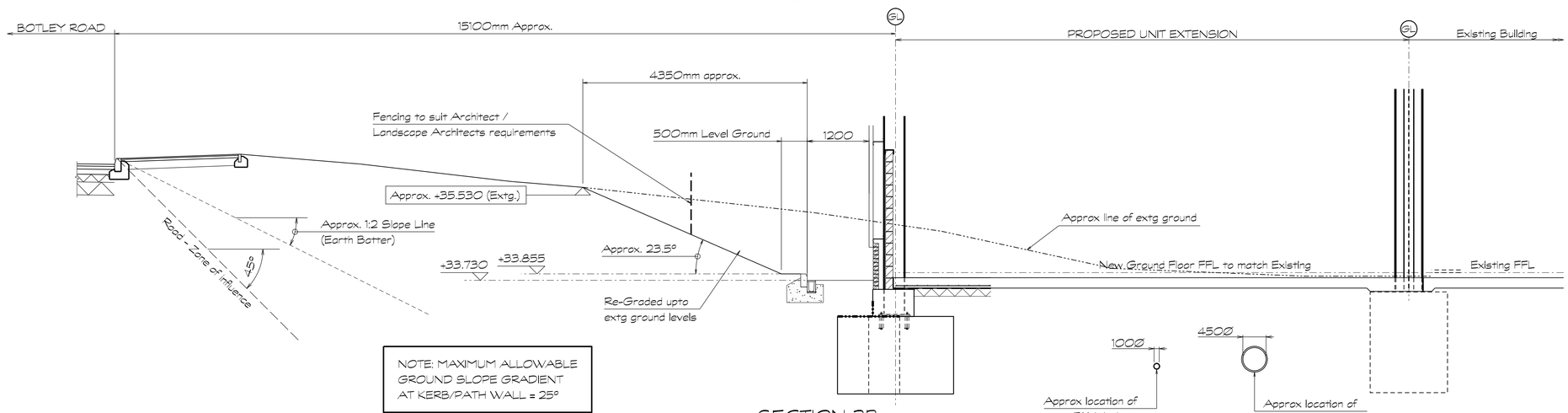

SECTION 3B

Scale 1:50

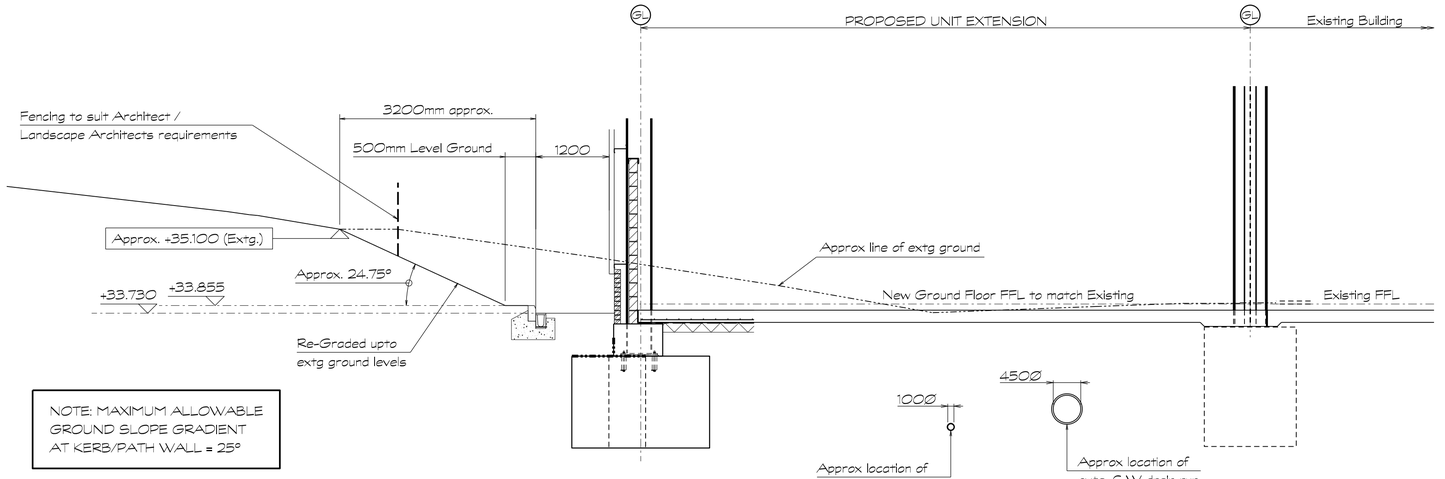

SECTION 3C

Scale 1:50

NOTE: ALL SETTING-OUT & DIMENSIONS INDICATED BY THE ENGINEER & ARCHITECTS IS FOR INFORMATION ONLY IT IS THE MAIN CONTRACTORS RESPONSIBILITY TO COORDINATE AND CONFIRM SETTING-OUT REQUIREMENTS ON SITE.

NOTE: ALL LEVELS INDICATED ARE APPROXIMATE AND IT IS THE CONTRACTORS RESPONSIBILITY TO COORDINATE ON SITE STRICTLY ADHERING TO THE INDICATED MAXIMUM SLOPE REQUIREMENTS (MAXIMUM 20° BEHIND THE RETAINING WALL & MAXIMUM 25° ELSEWHERE) IT IS IMPERATIVE THAT THE SLOPE REQUIREMENTS ARE NOT EXCEEDED

FOR LOCATION OF SECTIONS
REFER TO AWA DRG:
7988_RW_001 RETAINING WALL PLAN

0 1 2 3 4
scale bar (metres) 1:50

This drawing is the copyright of Andrew Waring Associates It may not be copied, altered or reproduced in any way without their written authority.

Dimensions must be checked on site and not scaled from this drawing.

GENERAL NOTES

1. This drawing is to be read in conjunction with all relevant Architects, Engineers, Specialist Sub-Contractors drawings and the specification.

2. All setting out to be in accordance with the Architects drawings and any discrepancies between the Engineers and Architects drawings to be referred to the Architect before proceeding. Dimensions MUST NOT be scaled.

3. All work is to comply with current requirements of the Building Regulations & allied legislation whether referred to or not.

4. All materials should be used in compliance with the appropriate manufacturers recommendations.

5. The Contractor & Sub-Contractors must ensure that they have the latest issued drawings and details before commencing the relevant work.

6. Main Contractor to provide and fit suitable bracing and propping for all elements in the temporary condition during the construction stage, such as to ensure structural stability at all times.

Rev.	Date	Revisions	Chk.
T3	01.06.16	Issued for Tender	AL
		Approx 1:2 Earth Batter	
		slope line indicated (3A & 3B)	
T2	31.05.16	Issued for Tender	AL
		Section 3A & 3B updated to	
		show Botley Road Kerb, Rear	
		Toe increased to 500mm typ	
T1	19.05.16	Issued for Tender	AL

© copyright

ANDREW WARING
ASSOCIATES
Consulting Civil and Structural Engineers
The Old Brewery House, Portersbridge Street, Romsey, Hants. SO51 8DJ
Tel: (01794) 524447 Fax: (01794) 515353
e-mail: mail@awaromsey.co.uk
website: www.awaromsey.co.uk

Architect:
MountfordPigott
Architecture Masterplanning Design
Architecture
Masterplanning
Design

Client:
SMITH BRADBEER & CO.

Job Title:
BRADBEERS
RETAIL PARK

Drawing Title
RETAINING WALL
SECTIONS
SHEET 2

TENDER

Scale: 1:50 @ A1

Date:	Drawn by:	Checked:
April 16	SH	AL

Drg. No.	Rev.
7988_RW_003	T3