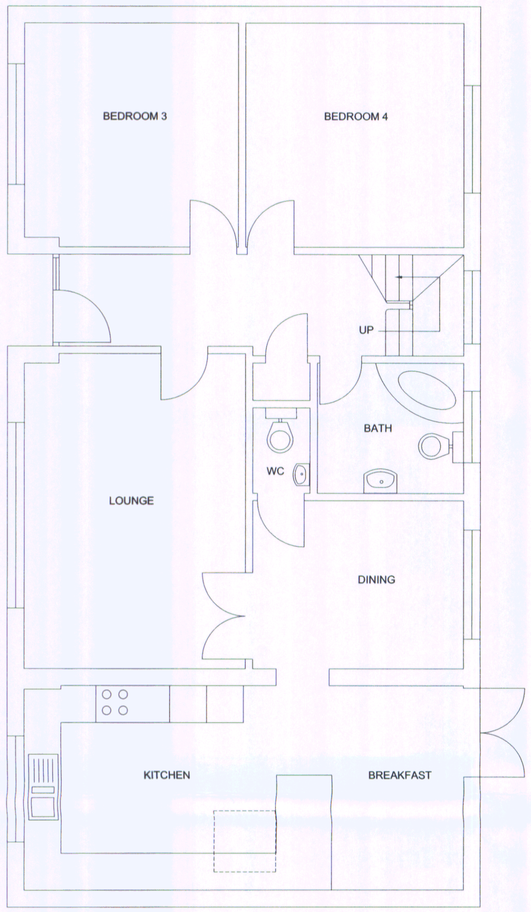

GROUND FLOOR AS PROPOSED SCALE 1:50

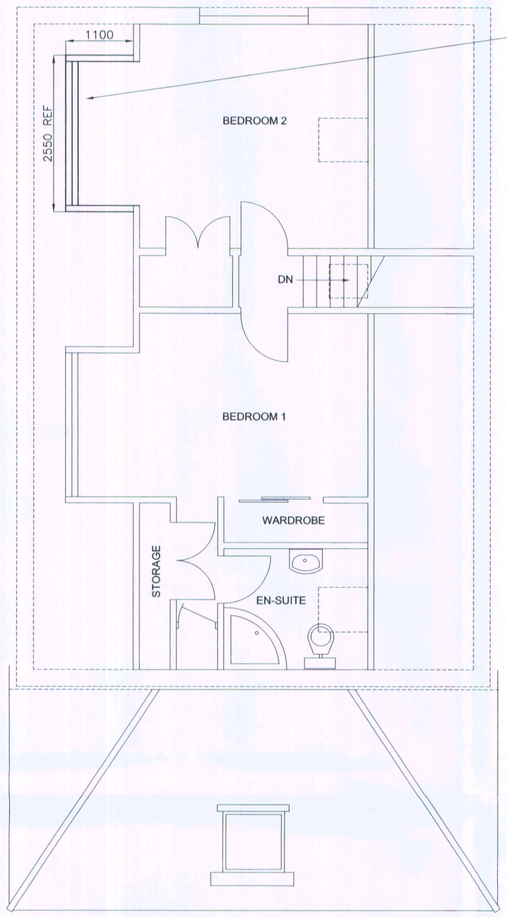

FIRST FLOOR AS PROPOSED SCALE 1:50

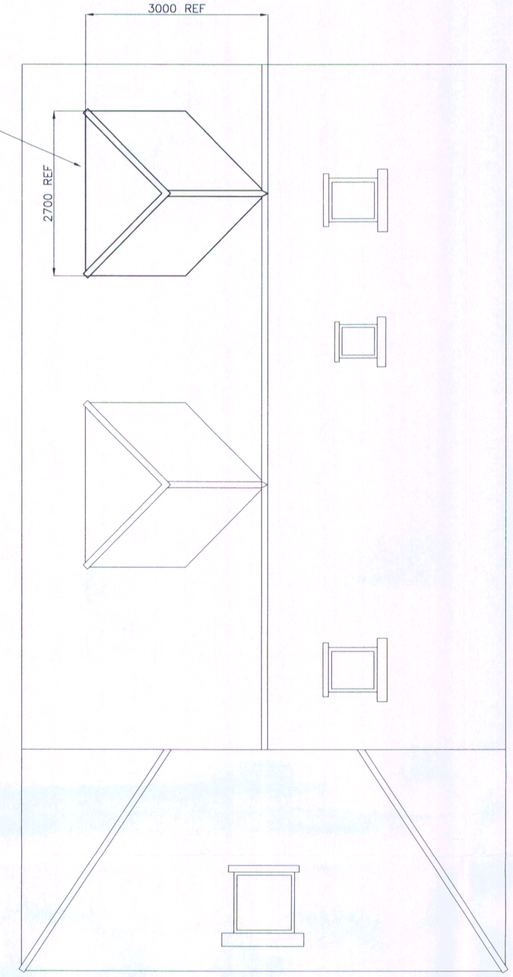

ROOF PLAN AS PROPOSED - SCALE 1:50

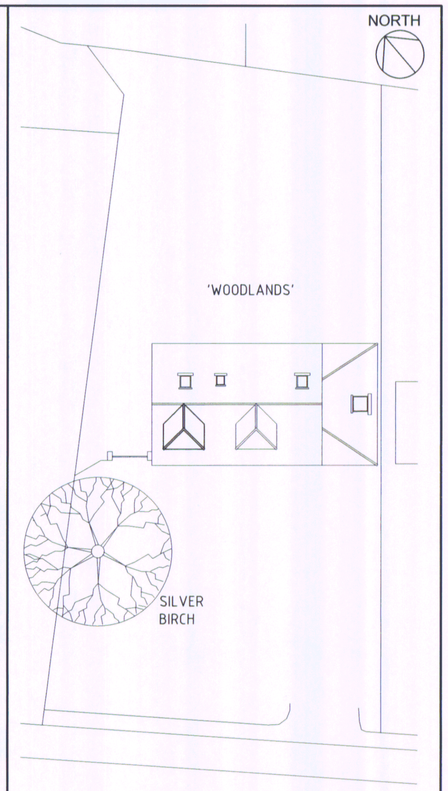

BLOCK / SITE PLAN - SCALE 1:200

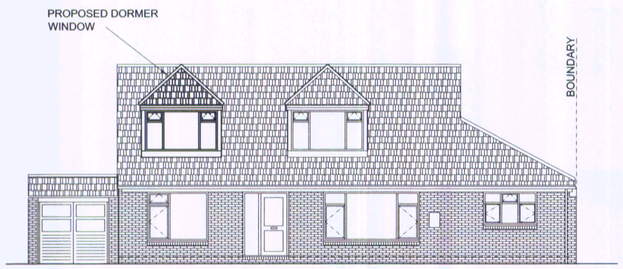

FRONT, SOUTH WEST FACING, ELEVATION - SCALE 1:100

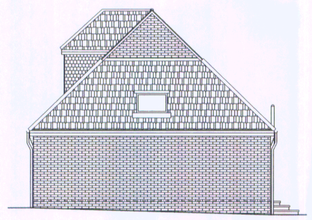

SIDE, SOUTH EAST FACING, ELEVATION - SCALE 1:100

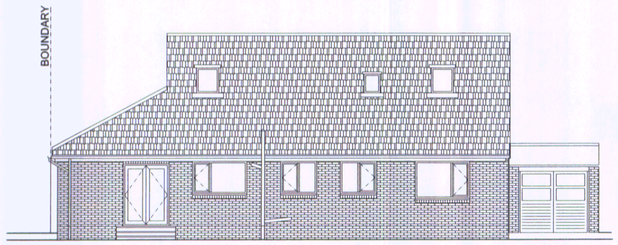

REAR, NORTH EAST FACING, ELEVATION - SCALE 1:100

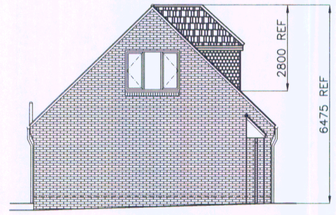

SIDE, NORTH WEST FACING, ELEVATION - SCALE 1:100

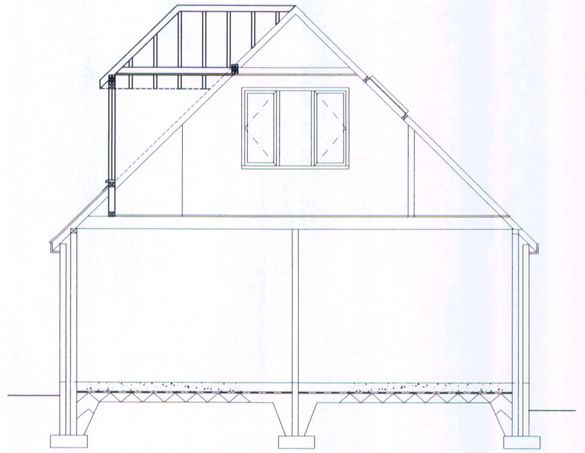

SECTION A-A, AS PROPOSED - SCALE 1:50

DESIGN STATEMENT:-

THE PROPOSED WORKS ARE TO ERECT AN ADDITIONAL DORMER WINDOW TO THE FRONT SOUTH WEST FACING ELEVATION.

THE DESIGN IS IN KEEPING WITH THE CHARACTER OF THE AREA, MATCHING MATERIALS AND MATCHING STRUCTURAL DETAILS WILL BE EMPLOYED.

ACCESS TO THE PROPERTY FROM THE SITE BOUNDARY TO THE PRINCIPAL ENTRANCE WILL REMAIN UNCHANGED.

MATERIALS TO BE GENERALLY AS FOLLOWS:-

WINDOWS TO BE WHITE PVCu DOUBLE GLAZED UNITS ALL TO MATCH EXISTING AND SATISFY APPROVED DOCUMENT L OF THE BUILDING REGULATIONS. GLAZING TO DOORS AND WINDOWS IN CRITICAL AREAS TO BE LAMINATED SAFETY GLASS IN ACCORDANCE WITH APPROVED DOCUMENT N OF THE BUILDING REGULATIONS.

THE PROPOSED DORMER ROOF TO BE FINISHED WITH CONCRETE ROOF TILES TO MATCH EXISTING.

THE PROPOSED DORMER WINDOW CHEEKS ARE TO BE TILE HUNG IN CONCRETE PLAIN TILES, COLOUR TO MATCH MAIN ROOF TILES AND THE EXISTING DORMER WINDOW.

NEW FASCIAS TO BE WHITE PVCu TO MATCH EXISTING.

RAINWATER GOODS TO BE BLACK PLASTIC TO MATCH EXISTING.

DEVELOPMENT CONTROL SERVICE
APP. No. F/10/68083
Date 18 OCT 2010
Decision

PLANNING			SCALES AS SHOWN
			'WOODLANDS, BEACON ROAD, WEST END PROPOSED ADDITIONAL DORMER WINDOW TO FRONT ELEVATION PLANS, ELEVATIONS AND SECTION AS PROPOSED
REV	DATE	AMMENDMENT	DRAWING No: WOODLANDS 01 SHEET 2 OF 2