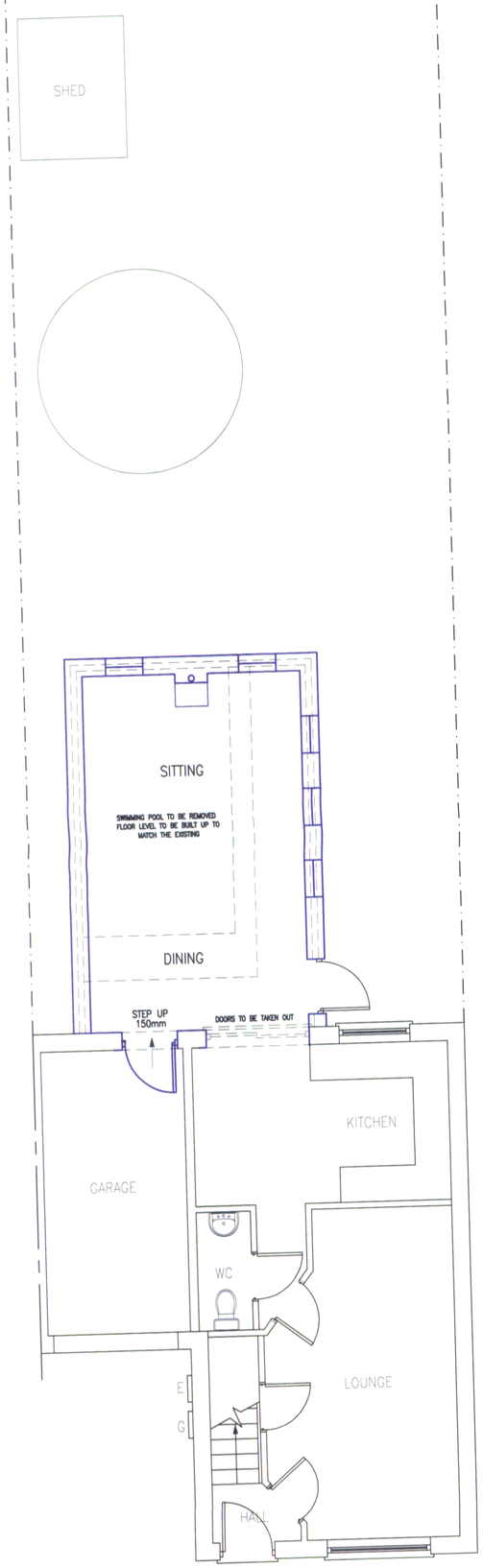

PROPOSED GROUND FLOOR PLAN 1:50

0 1 2 3 4 5m

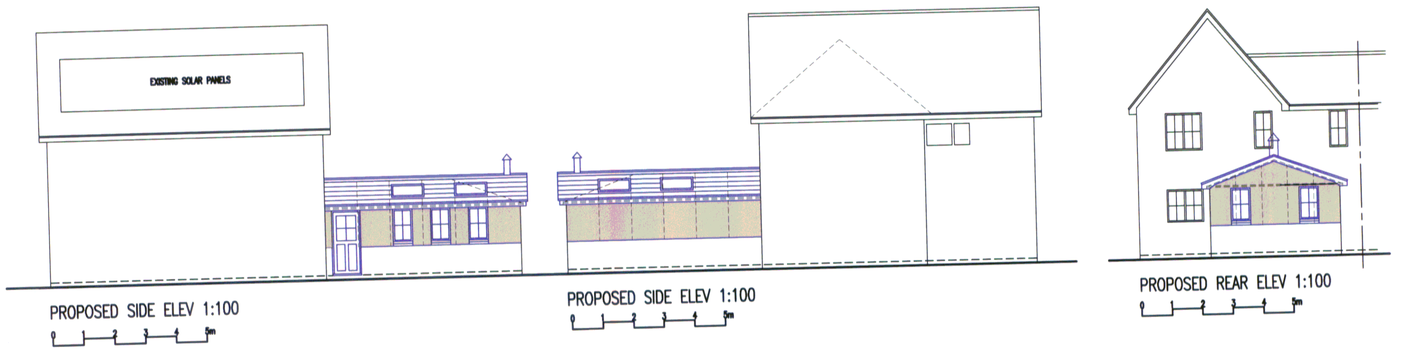

PROPOSED SIDE ELEV 1:100

0 1 2 3 4 5m

PROPOSED SIDE ELEV 1:100

0 1 2 3 4 5m

PROPOSED REAR ELEV 1:100

0 1 2 3 4 5m



EXISTING SIDE ELEV 1:100

0 1 2 3 4 5m

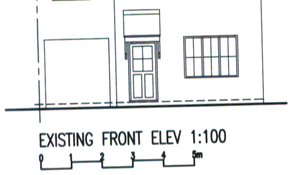

EXISTING FRONT ELEV 1:100

0 1 2 3 4 5m

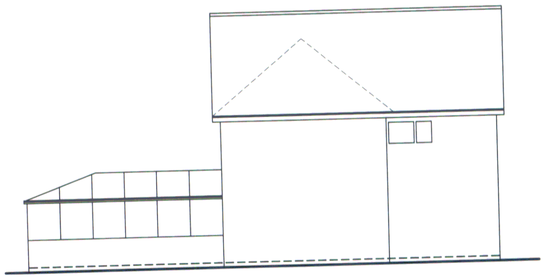

EXISTING SIDE ELEV 1:100

0 1 2 3 4 5m



EXISTING REAR ELEV 1:100

0 1 2 3 4 5m

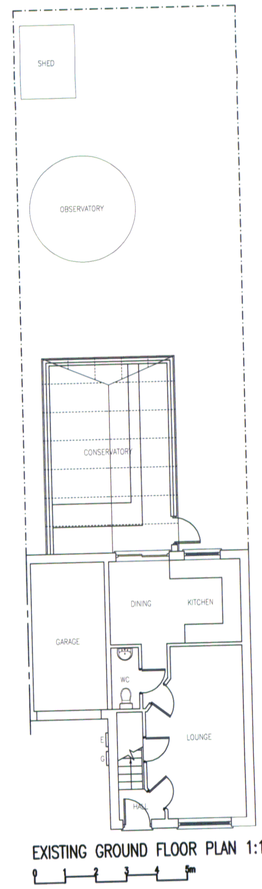

EXISTING GROUND FLOOR PLAN 1:100

0 1 2 3 4 5m

Important Notes

it is the sole responsibility of the building owner to draw up all legal agreements with adjoining property owner to cover the over hanging of any fascias, guttering, foundations or any part of the building. mdt design can not be held responsible in any way whatsoever for any legal costs or other costs incurred through any neighborhood disputes.

it is the sole responsibility of the building owner to comply with the party wall act 1996 mdt design can not be held responsible in any way if non compliance is adopted.

use figured dimensions only.

all dimensions in millimetres only unless stated otherwise.

all clients and contractors to check all drawings and to verify all dimensions on site prior to works commencing. any discrepancies in dimensions or boundary locations are to be brought to the attention of mdt design immediately before any further works take place on site.

this drawing is the copyright of mdt design and may not be copied, altered or reproduced in any form or passed to a third party without the written consent of mdt design

revisions

-

project

31 UPMILL CLOSE
WEST END
SO30 3HT

client

MR & MRS CAPSTICK

drawing

PROPOSED ALTERATIONS

stage

PLANNING

scale	date
1:50@A1 1:100@A1	AUGUST 2010

job no._	drwg no._	revision
1311/08	01	A

AMENDED PLAN
EAST HAMPSHIRE DISTRICT COUNCIL
DEVELOPMENT CONTROL SERVICE
APP.No: F/10/67887
Date: 21 OCT 2010
Location:

The Studio, 1A Portsmouth Road
Fair Oak
Hampshire
SO50 7HF

T. 023 8069 39
M. 07881 5872
E. info@mdtdesign.co.
W. www.mdtdesign.co.

MDT design.co.uk
architectural services