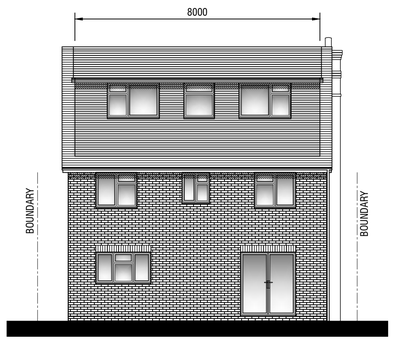

REAR ELEVATION
SCALE 1:100

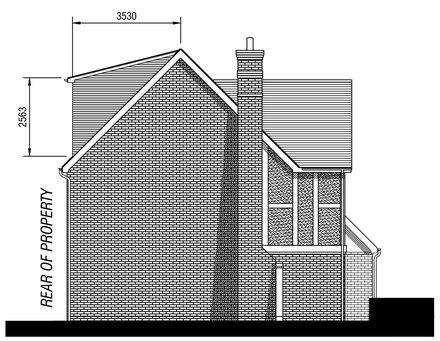

LEFT HAND SIDE ELEVATION
SCALE 1:100



FRONT ELEVATION
SCALE 1:100

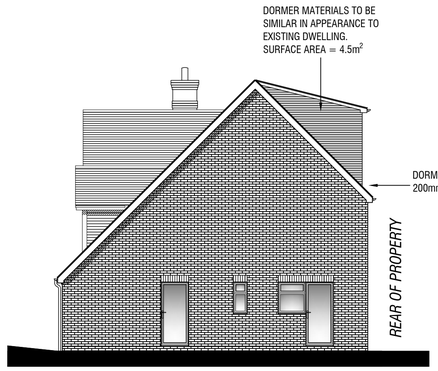

RIGHT HAND SIDE ELEVATION
SCALE 1:100

VOLUME CALCULATION:-

DORMER ADDITIONAL VOLUME:-

(SURFACE AREA x LENGTH)
$4.5m^2$ x 8m = **$36m^3$**

LESS THAN $50m^3$ PERMITTED

THIS LOFT CONVERSION IS CONSIDERED TO BE PERMITTED DEVELOPMENT, NOT REQUIRING AN APPLICATION FOR PLANNING PERMISSION DUE TO THE PROPOSAL NOT EXCEEDING THE FOLLOWING LIMITS AND CONDITIONS:

1. A VOLUME ALLOWANCE OF 50 CUBIC METRES ADDITIONAL ROOF SPACE FOR DETACHED HOUSE.
2. NO EXTENSION BEYOND THE PLANE OF THE EXISTING ROOF SLOPE OF THE PRINCIPAL ELEVATION THAT FRONTS THE HIGHWAY
3. NO EXTENSION TO BE HIGHER THAN THE HIGHEST PART OF THE ROOF
4. MATERIALS TO BE SIMILAR IN APPEARANCE TO THE EXISTING HOUSE
5. NO VERANDAS, BALCONIES OR RAISED PLATFORMS
6. SIDE-FACING WINDOWS TO BE OBSCURE-GLAZED; ANY OPENING TO BE 1.7M ABOVE THE FLOOR
7. ROOF EXTENSIONS, APART FROM HIP TO GABLE ONES, TO BE SET BACK, AS FAR AS PRACTICABLE, AT LEAST 200mm FROM THE ORIGINAL EAVES
8. THE ROOF ENLARGEMENT CANNOT OVERHANG THE OUTER FACE OF THE WALL OF THE ORIGINAL HOUSE.

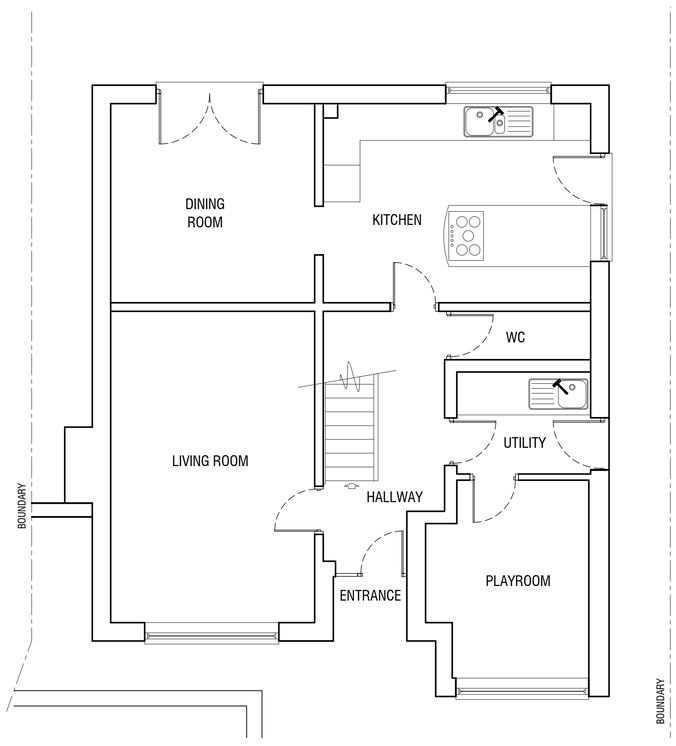

GROUND FLOOR PLAN
SCALE 1:50

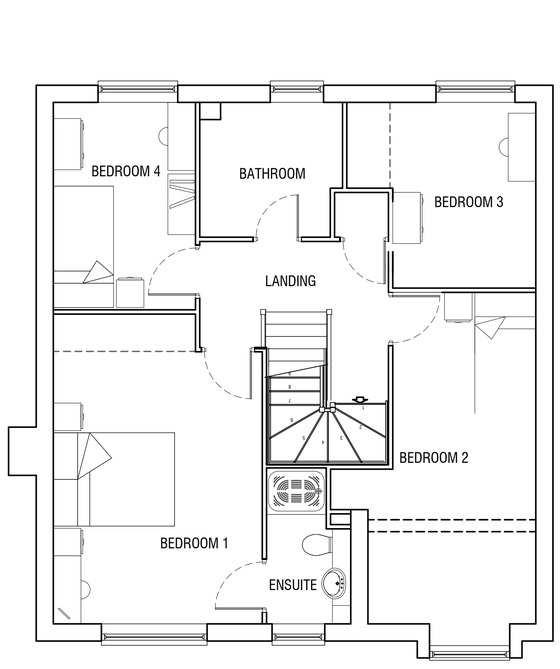

FIRST FLOOR PLAN
SCALE 1:50

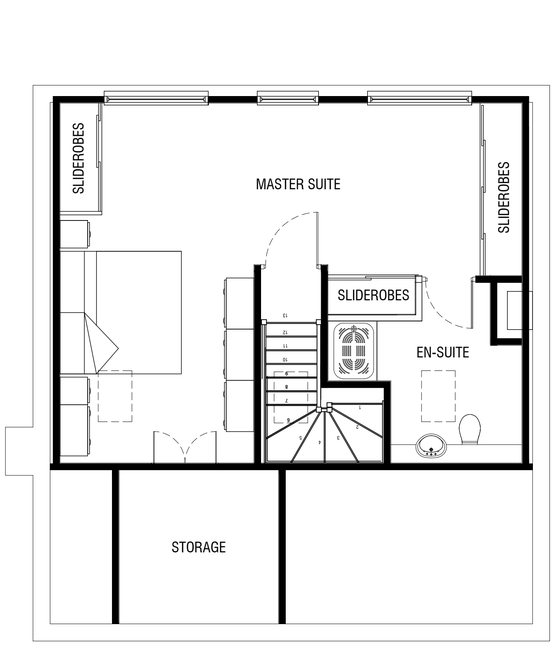

SECOND FLOOR PLAN
SCALE 1:50

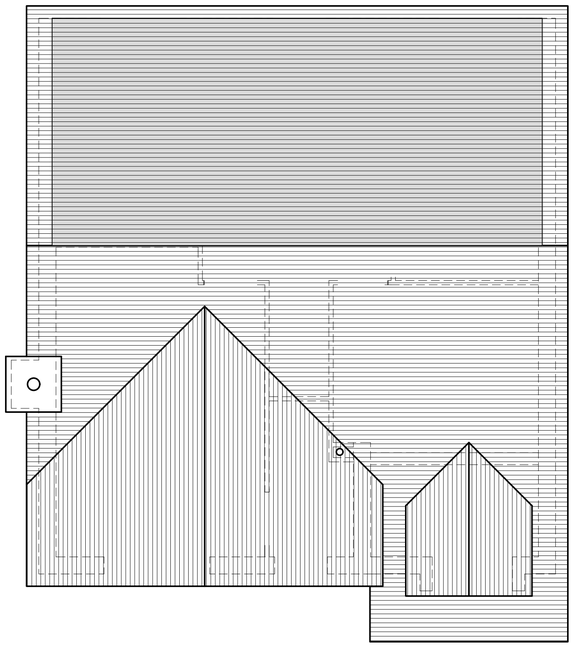

ROOF PLAN
SCALE 1:50

Issue	Remark	Date
0	PLANNING APPLICATION SUBMISSION	APR '17

Project
25 ELLIOT RISE
HEDGE END
SOUTHAMPTON

Drawing
PERMITTED DEVELOPMENT LOFT CONVERSION
PROPOSED DETAILS

Dwg.No. 2017/301

Date	Scale	Drawing Size	Revision
MAR_2017	SHOWN	A1	0

PROPOSED DETAILS