

4 North
1 : 100

5 East
1 : 100

7 South
1 : 100

8 West
1 : 100

NOTES:

All dimensions to be checked on site and any discrepancy notified to The Martin Ralph Group. Written dimensions are to be used in preference to scaled dimensions.

This drawing is the property of The Martin Ralph Group and must not be reproduced, in part or whole, or deviated from, without their permission.

It is essential that prior to commencement and during construction works, the contractor reviews the drawings and specification and discusses with the practice any inconsistencies, anomalies, non-industry standard features or other concerns.

For both pricing and construction purposes Structural, Mechanical and Electrical Engineers designs, calculations and sizes etc are to take preference over the layout drawings. Any discrepancies are to be brought to the immediate attention of The Martin Ralph Group.

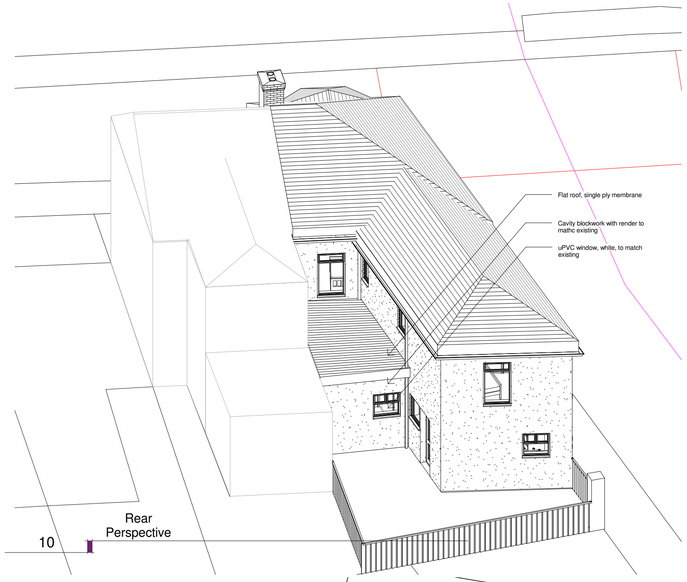

10 Rear Perspective

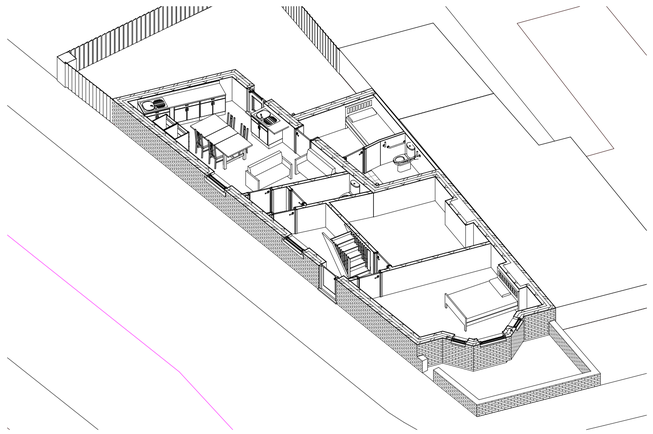

9 Floor Plan Cut

PROPOSED DEVELOPMENT

Roof - To be of flat roof construction with timber structure and decking. Finish with 3-layer built up felt

External Walls - Block and block construction with 40mm K-Rend, colour to match existing.

Doors and Windows - White uPVC with double glazed panel to match existing.

Rainwater Goods - Black uPVC gutters and downpipes to match existing.

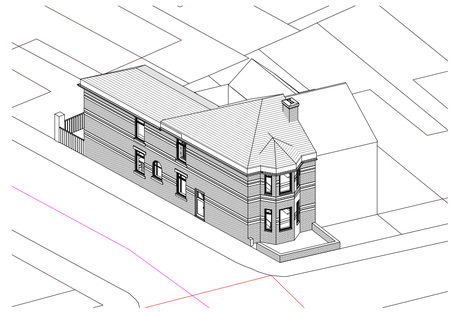

6 Front Perspective

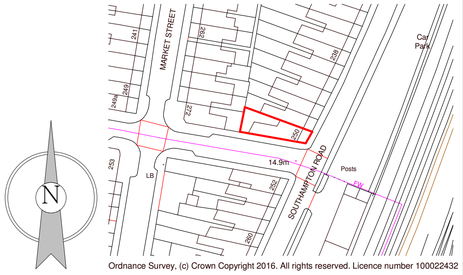

Ordnance Survey, (c) Crown Copyright 2016. All rights reserved. Licence number 100022432

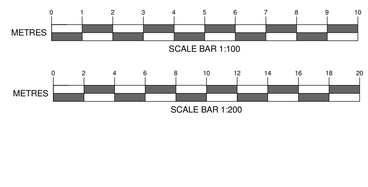

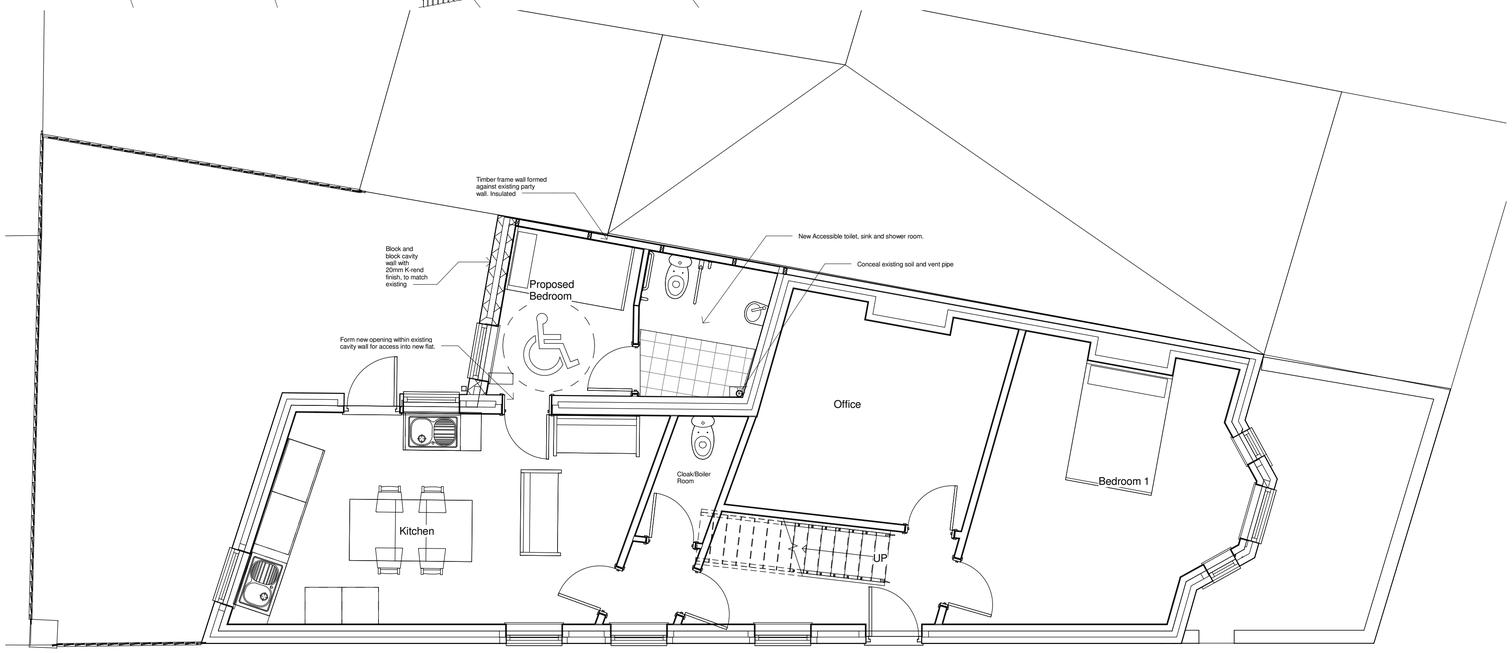

1 Ground Floor
1 : 50

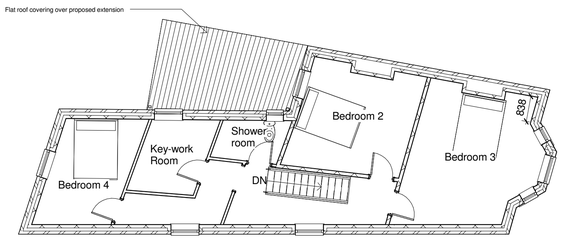

First Floor
2
1 : 100



3 Site
1 : 200

AMENDMENTS	DATE

CLIENT
James McDermott
35 Waterside Gardens
Fareham
Hampshire
PO16 8SD

PROJECT
250 Southampton Road
Eastliegh
Hampshire
SO50 5QW

DRAWING TITLE
Single Story Rear Extension to Allow for Accessible Accommodation

DATE
28/01/2015

SCALE
As indicated

DRAWING No.
15/524/SP 03A1

REVISION

THE MARTIN RALPH GROUP
RICS
CHARTERED SURVEYORS
ARCHITECTS & ENGINEERS
11 Dragoon House
Hussar Court
Brambles Business Park
Portsmouth
Hampshire
PO7 7SF
www.martinralph.co.uk
info@martinralph.co.uk
T. 023 9225 7711
F. 023 9225 7712