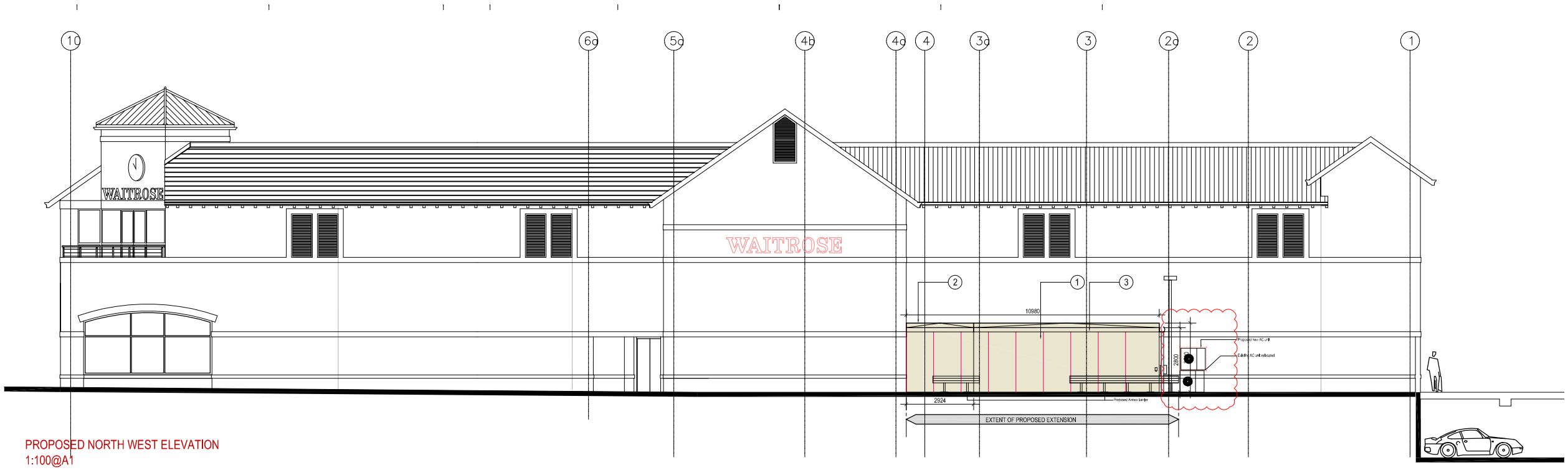

PROPOSED NORTH WEST ELEVATION
1:100@A1

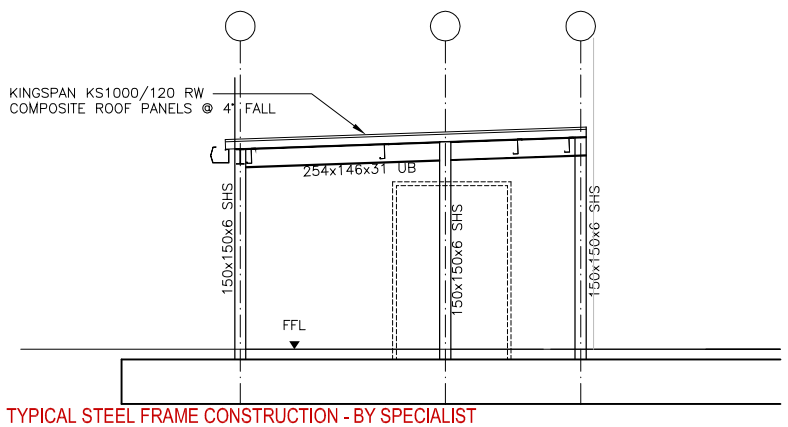

TYPICAL STEEL FRAME CONSTRUCTION - BY SPECIALIST
1:50@A1

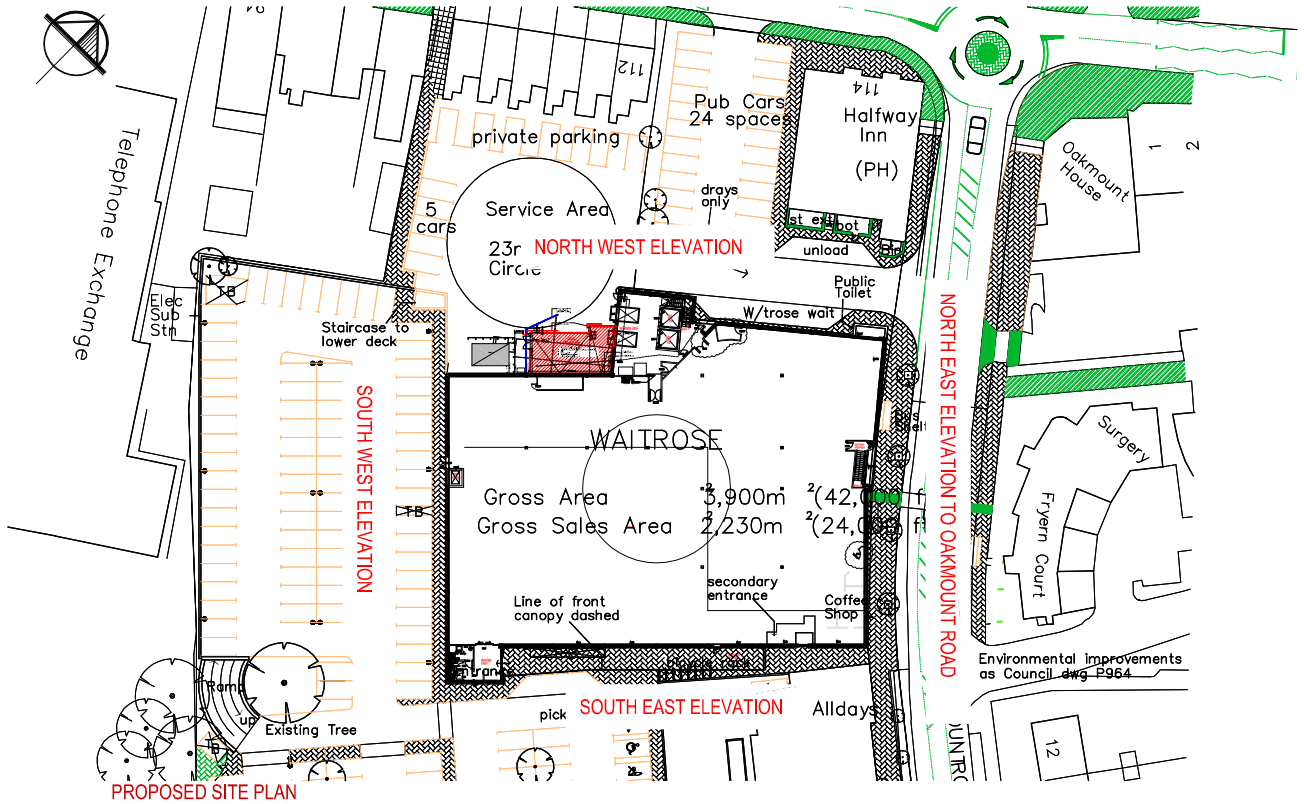

PROPOSED SITE PLAN
1:500@A1

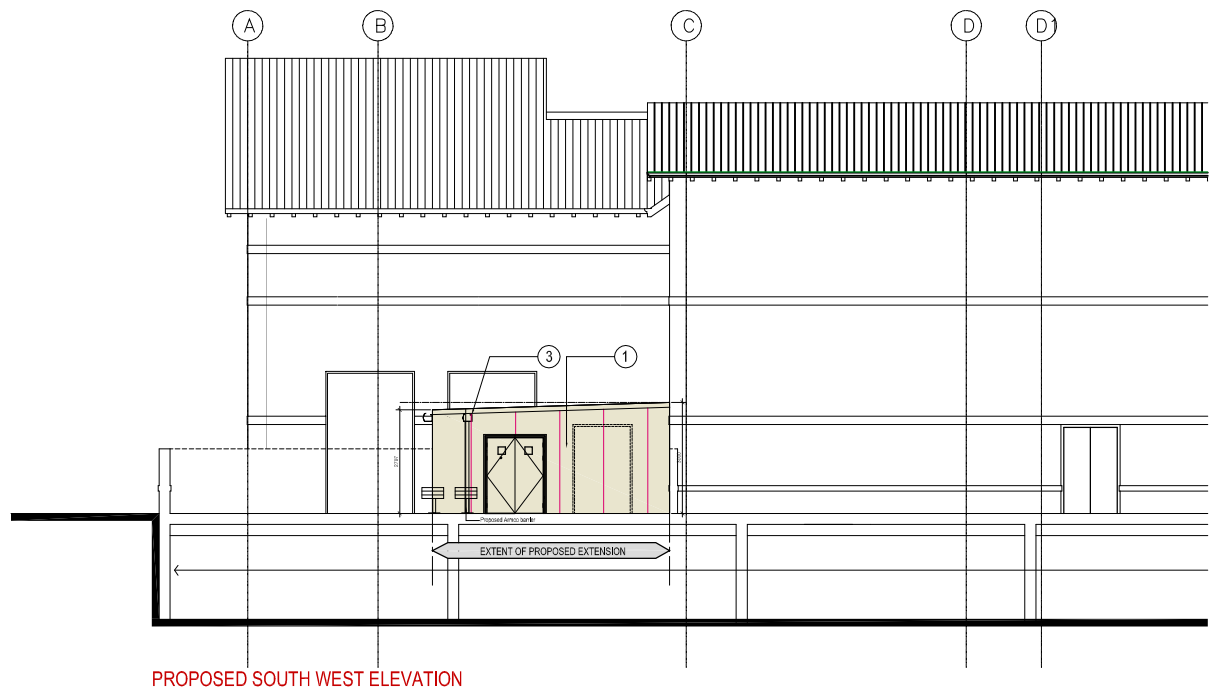

PROPOSED SOUTH WEST ELEVATION
1:100@A1



VIEW 1 EXISTING ELEVATIONS



VIEW 2 EXISTING ELEVATIONS

COPYRIGHT ©

Details of this drawing are the copyright of MBH Architects Ltd. and must not be reproduced or copied without prior written consent.

Any errors or omissions are to be reported to the Architect immediately.

All proposed road and junction alterations subject to highways engineers detailed design.

Removal of any existing tree and landscaped areas subject negotiations with Local Planning Authority and other statutory controls

All drawings are to be read in conjunction with the Structural Engineer's drawings and all related Architect's and Consultant's information

SCHEDULE OF MATERIALS

WALL CONSTRUCTION

1. Walls to comprise of Kingspan KS1000/80 MR composite wall panels on 150mm steel frame spanning vertically and pre-coated in Warm white (RAL 9016 TBC).

ROOF FINISH

2. To comprise 120mm Kingspan trapizoidal single length composite roof panels KS1000/120 RW @ 4° fall - all finished in Warm White (RAL 9016 tbc)

3. White PVC Guttering & RWP's

Waitrose

SCALE BAR 1:50@A1

0 1 2 3 4 5

METERS

SCALE BAR 1:100@A1

0 1 2 3 4 5 6 7 8 9 10

METERS

A	04.04.16	CORRECT SCALE INDICATED. AC UNITS RELOCATED TO GROUND LEVEL FOR ACCESS	GG/MBH

REVISION NOTES

PLANNING

mbh ARCHITECTS LTD

ROSEMOUNT HOUSE
ROSEMOUNT AVENUE
WEST BYFLEET
SURREY
KT14 6LB

01932 352727
mbh@mbhltd.com

ARCHITECTURE SURVEYING PROJECT MANAGEMENT

PROJECT

WAITROSE - SERVICE YARD EXTENSION
1 Oakmount Rd
CHANDLERS FORD
SO53 2LG

DRAWING TITLE

PROPOSED ELEVATIONS

DRAWN BY / CHECKED BY	DATE	DRAWING No.	REV.
GG/MBH	06/11/2015	12919-PL-E02	A
SCALE	PAPER SIZE		
VARIES@A1	A1		