

existing side elevation

existing front elevation

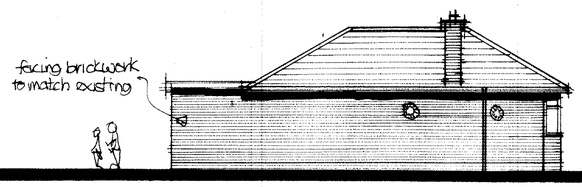

proposed side elevation



proposed front elevation

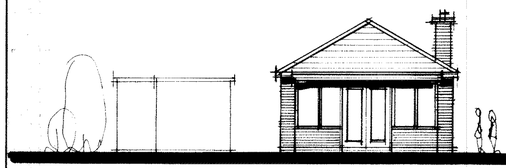

existing rear elevation

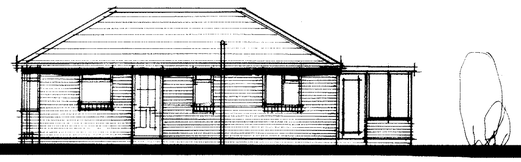

existing side elevation

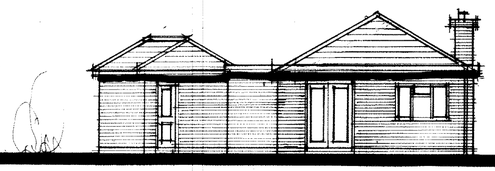

proposed rear elevation



proposed side elevation

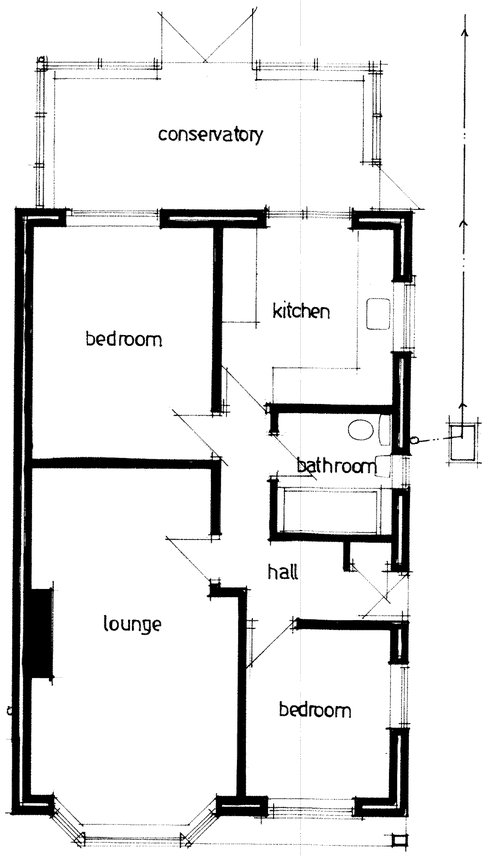

existing groundfloor plan

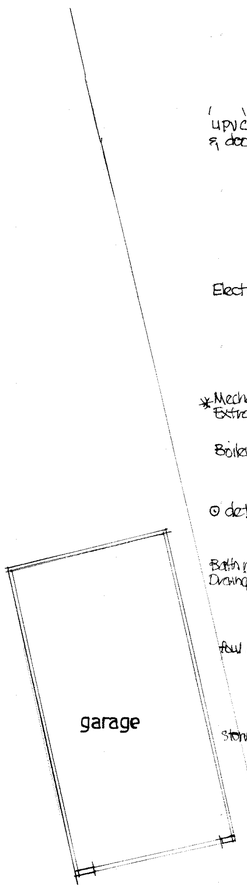

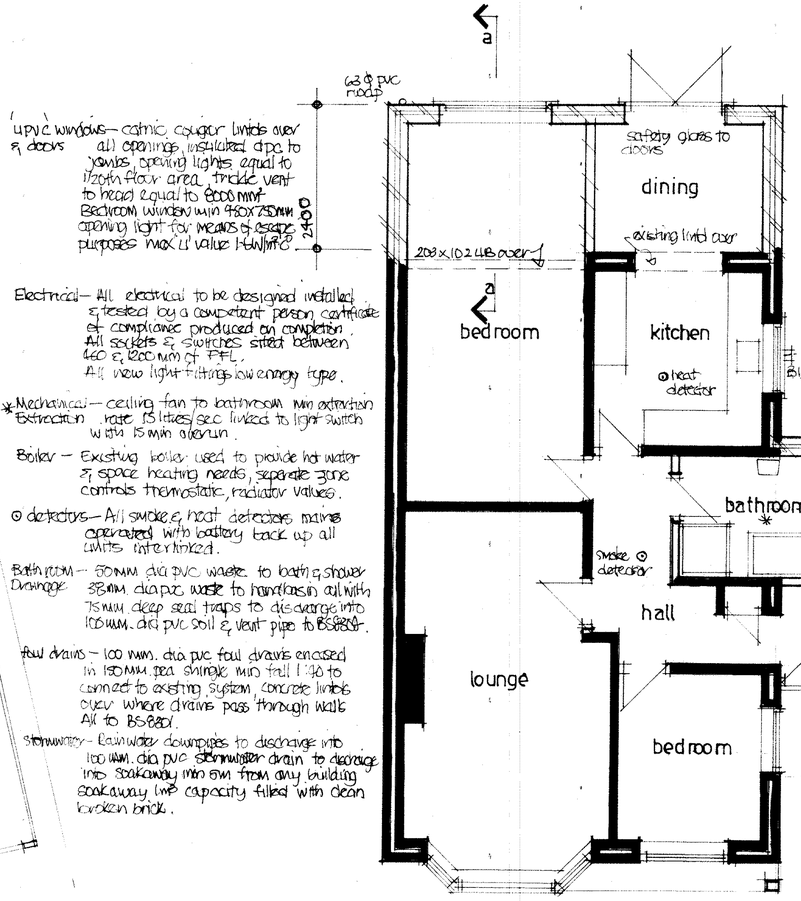

upvc windows – cathic cougar limits over & doors all openings, insulated dpc to jambs, opening lights equal to 1/20th floor area, trickle vent to head equal to 6000 mm². Bedroom window min 450x750mm opening light for means of escape purposes max U value 1.6W/m²°. 2400

Electrical – All electrical to be designed installed & tested by a competent person, certificate of compliance produced on completion. All sockets & switches sited between 450 & 1200 mm of FFL. All new light fittings low energy type.

*Mechanical – ceiling fan to bathroom min extraction extraction rate 15 litres/sec linked to light switch with 15 min overrun.

Boiler – Existing boiler used to provide hot water & space heating needs, separate zone controls thermostatic, radiator valves.

⊙ detectors – All smoke & heat detectors mains operated with battery back up all units interlinked.

Bathroom Drainage – 50mm dia pvc waste to bath & shower 38mm dia pvc waste to hand basin all with 75mm deep seal traps to discharge into 100mm dia pvc soil & vent pipe to BS5254.

foul drains – 100 mm. dia pvc foul drains encased in 150mm gen shingle min fall 1:40 to connect to existing system, concrete lintels over where drains pass through walls All to BS8301.

Stormwater – Rainwater downpipes to discharge into 100 mm. dia pvc stormwater drain to discharge into soakaway min 5m from any building soakaway 1m³ capacity filled with clean broken brick.

existing foul drain run.

where joists & rafters run parallel with external walls lateral restraint straps covering min 3 No joists turned down into cavity.

3 layer felt roofing to BS 747 on 9.5mm. plywood on 120mm. celotex GX4100 insulation on felt vapour barrier on 19 mm. plywood decking on timings to falls on 125x50 mm. SW joists @ 400 mm. cts 12mm. plaster board & skim max 'U' value 0.17W/m²°.

felt dressed up under roof tiles on 19 mm. plywood fascia board

203x102 UB on 2 No. 25 mm. plasterboard & set to give 75mm tile projection

100 mm. facing brickwork to match existing 100 mm. cavity 50 mm celotex cavity insulation. 100 mm. insulation blockwork inner skin 15 mm plastered finish max 'U' value 0.25 W/m²°

100 mm. concrete slab on 1200 g. dpm. on 100 mm. celotex insulation board on 1200 g dpm on sand blinding on 150 mm well consolidated hardcore max 'U' value 0.16 W/m²°.

"Hywood dpc min 150mm above ground level.

600 mm. wide trenchfill foundations depth to LA approval (actual size & depth to suit site ground conditions).

section a-a

concrete interlocking roof tiles to match existing 38 x 25 mm. SW battens on breathable roofing felt 100x50 mm SW rafters @ 400 mm cts 150x50 mm SW ceiling joists at cts pitch 30°.

100 ø half round pvc guttering 200x25 sq. fascia 68 mm. pvc soffit

100 mm facing brickwork to match existing.

150 mm. concrete slab on 1200 g dpm on 150 mm well consolidated hardcore

section bb

460 x 225 mm. concrete foundations depth to suit site ground conditions.

proposed groundfloor plan

Drawing Title

Proposed alterations-23 Sharon Road West End Hants.

scale 1:50 1:100

Date October 15

Drawn by David Wimbor

Drawing no. S.R.001.

Rev