© COPYRIGHT APS LTD. ALL RIGHTS RESERVED. THIS DRAWING MAY NOT BE COPIED OR RE-USED IN WHOLE OR IN PART, WITHOUT THE WRITTEN CONSENT OF APS LTD.

SCALING FOR REFERENCE ONLY, WRITTEN DIMENSIONS SHALL GOVERN

THIS DRAWING MUST BE READ IN CONJUNCTION WITH NOTES & CALCULATIONS BY STRUCTURAL ENGINEERS, PARTICULAR SITE SPECIFICATIONS PROVIDED BY OTHERS & ALL DRAWING NUMBERS COMMENCING P465 AS LISTED ON THE DRAWING ISSUE SHEET

DRAWING PREPARED FROM RECORD DRAWINGS



FRONT ELEVATION



REAR ELEVATION



SIDE ELEVATION A



SIDE ELEVATION B

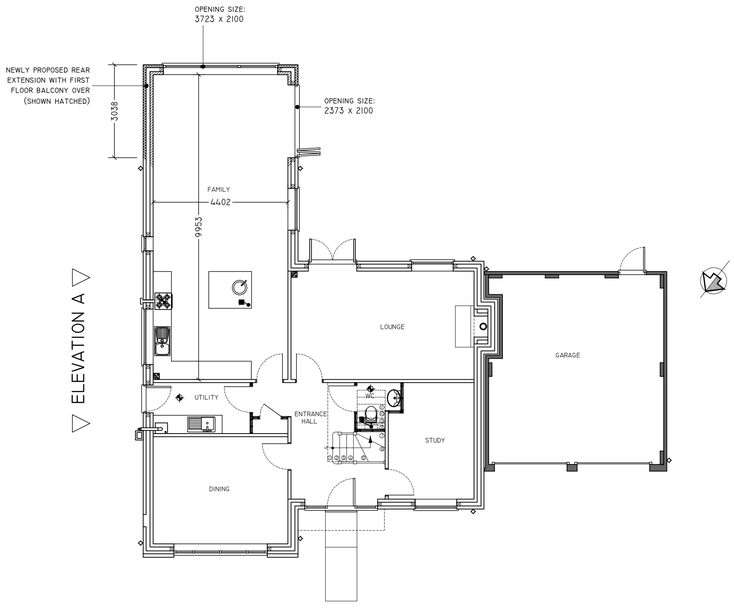

GROUND FLOOR PLAN

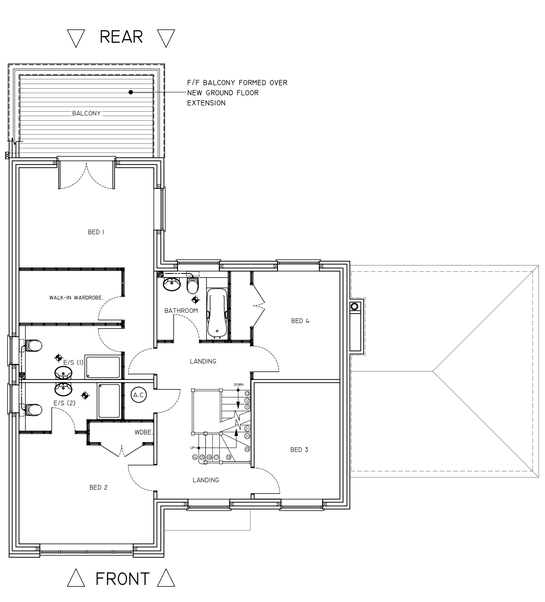

FIRST FLOOR PLAN

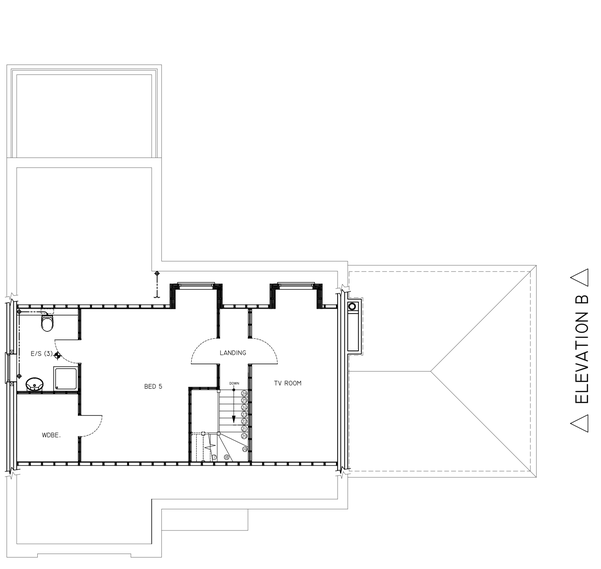

SECOND FLOOR PLAN

0 1 2 3 4 5 6 7 8
METERS

THIS DRAWING IS FOR GENERAL REFERENCE AND THE PURPOSES OF OBTAINING LOCAL AUTHORITY APPROVALS ONLY. THIS IS NOT A WORKING DRAWING. ALL FINAL DIMENSIONS MUST BE DETERMINED ON SITE AT THE SETTING OUT STAGE OF THE WORKS. DISCREPANCIES ARE LIKELY, AND IF NECESSARY ARE TO BE VERIFIED WITH CLIENT/AGENT BEFORE WORK PROCEEDS. IT IS THE RESPONSIBILITY OF THE CLIENT AND THE APPOINTED BUILDING CONTRACTOR TO OBSERVE ALL RELEVANT HEALTH AND SAFETY RULES INCLUDING THE CONSTRUCTION (DESIGN & MANAGEMENT) REGULATIONS, THE PARTY WALL ACT, THE CONSTRUCTION ACT, ALL AS APPLICABLE

REV	BY	DATE	DESCRIPTION

△ REVISIONS / AMENDMENTS △

0 10 20 30 40 50 60 70 80 90 100
ORIGINAL SCALE SIZE 100MM-THIS DRAWING MAY HAVE BEEN REDUCED

CLIENT:
WILLTON HOMES

SITE:
54 MERDON AVENUE, CHANDLERS FORD

PROJECT:
NEW PLANNING APPLICATION FOR PLOT 3

DWG. TITLE:
AMMENDED PLANS & ELEVATIONS
SHOWING NEW EXTENSION TO REAR

DWG. STATUS:
AS PROPOSED

DWG. No. P465/301/7	REVISION:
DRAWN BY: PA	DATE: JANUARY 2012
CHECKED BY: WS	DATE: JANUARY 2012
SCALE: 1:100	@ A1

PLOT 3

AVON PROJECT SERVICES
Building Design & Technology
3 Wren Close, Hightown, Ringwood, Hants, BH24 3RF
Tel/Fax: 01425 472217
Web: avonserve.com e: info@avonserve.com