Development Control
Civic Offices, Leigh Road
Eastleigh SO50 9YN
Tel: 023 8068 8264
www.eastleigh.gov.uk
Office Hours:
Monday to Thursday 8.30am - 5pm
Friday 8.30am - 4.30pm

For office use only

Application Number: T/11/68741

Date Valid: 10.03.11

Officer: GCB

EASTLEIGH BOROUGH COUNCIL

RECEIVED
10 MAR 2011
PLANNING

Application for tree works: works to trees subject to a tree preservation order (TPO) and/or notification of proposed works to trees in a conservation area:

Town and Country Planning Act 1990

Publication of applications on planning authority websites

Please note that the information provided on this application form and in supporting documents may be published on the Authority's website. If you require any further clarification, please contact the Authority's planning department.

Please complete using block capitals and black ink.

You must use this form if you are applying for work to trees protected by a tree preservation order (TPO). (You may also use it to give notice of works to trees in a conservation area).

It is important that you read the accompanying guidance notes before filling in the form. Without the correct information, your application / notice cannot proceed.

1. Applicant Name and Address

Title:	MR
First name:	STUART
Last name:	REYNOLDS
Company (optional):	—
Unit:	
House number:	10
House suffix:	
House name:	—
Address 1:	SOVEREIGN WAY
Address 2:	BOYATT WOOD
Address 3:	
Town:	EASTLEIGH
County:	HANTS
Country:	UK
Postcode:	SO50 4SA

2. Agent Name and Address

Title:	
First name:	
Last name:	
Company (optional):	
Unit:	
House number:	
House suffix:	
House name:	
Address 1:	
Address 2:	
Address 3:	
Town:	
County:	
Country:	
Postcode:	

3. Trees Location

If all trees stand at the address shown in Question 1, go to Question 4. Otherwise, please provide the full address/location of the site where the tree(s) stand (including full postcode where available)

Unit: | House number: | House suffix:

House name: See 1

Address 1:

Address 2:

Address 3:

Town:

County:

Postcode (if known):

If the location is unclear or there is not a full postal address, either describe as clearly as possible where it is (for example, 'Land to the rear of 12 to 18 High Street' or 'Woodland adjoining Elm Road') or provide an Ordnance Survey grid reference:

Description:

4. Trees Ownership

Is the applicant the owner of the tree(s): ☑ Yes ☐ No

If 'No' please provide the address of the owner (if known and if different from the trees location)

Title: | First name:

Last name:

Company (optional):

Unit: | House number: | House suffix:

House name:

Address 1:

Address 2:

Address 3:

Town:

County:

Country:

Postcode:

Telephone numbers

Country code: 023 | National number: [redacted] | Extension number: –

Country code: | Mobile number (optional):

Country code: | Fax number (optional):

Email address (optional):

5. What Are You Applying For?

Are you seeking consent for works to tree(s) subject to a TPO? ☑ Yes ☐ No

Are you wishing to carry out works to tree(s) in a conservation area? ☐ Yes ☐ No

6. Tree Preservation Order Details

If you know which TPO protects the tree(s), enter its title or number below.

BLANKET TPO for area

7. Identification Of Tree(s) And Description Of Works

Please identify the tree(s) and provide a full and clear specification of the works you want to carry out. Continue on a separate sheet if necessary. You might find it useful to contact an arborist (tree surgeon) for help with defining appropriate work. Where trees are protected by a TPO, please number them as shown in the First Schedule to the TPO where this is available. Use the same numbers on your sketch plan (see guidance notes).

Please provide the following information below : tree species (and the number used on the sketch plan) and description of works. Where trees are protected by a TPO you must also provide reasons for the work and, where trees are being felled, please give your proposals for planting replacement trees (including quantity, species, position and size) or reasons for not wanting to replant.

E.g. Oak (T3) - fell because of excessive shading and low amenity value. Replant with 1 standard ash in the same place.

Silver Birch - crown lift to remove branch overhanging conservatory

Alder - To remove rotten top of tree trunk (15-20ft approx). This tree has been drilled by woodpeckers and is rotting internally and deadwood small branches are falling. It is about 5ft from a public footpath.

See site plan for approx location

State: 2014/1/1&1&1&

7. Identification Of Tree(s) And Description Of Works continued ...

The Alder was inspected by the Tree & Hedge Specialists (42 Coswold Drive, Southampton). I was advised that the rot in the tree may be 15 - 20ft from the top (about half way down). Whilst I don't believe the tree is dangerous at present, small braches do break off and fall, mostly within the garden. It is not possible to confirm the extent of the rot/ten section of trunk but the specialist was fairly confident it only affected the top half. (See pictures.

Silver Birch - see picture of overhanging branch.

8. Trees - Additional Information

Additional information may be attached to electronic communications or provided separately in paper format.

For all trees
A sketch plan clearly showing the position of trees listed in Question 7 must be provided when applying for works to trees covered by a TPO. A sketch plan is also advised when notifying the LPA of works to trees in a conservation area (see guidance notes). It would also be helpful if you provided details of any advice given on site by an LPA officer.

For works to trees covered by a TPO
Please indicate whether the reasons for carrying out the proposed works include any of the following. If so, your application must be accompanied by the necessary evidence to support your proposals. (See guidance notes for further details)

1. **Condition of the tree(s)** - e.g. it is diseased or you have fears that it might break or fall: ☑ Yes ☐ No
   If YES, you are required to provide written arboricultural advice or other diagnostic information from an appropriate expert. (Alder)

2. **Alleged damage to property** - e.g. subsidence or damage to drains or drives. ☐ Yes ☐ No
   If YES, you are required to provide for:

   Subsidence
   A report by an engineer or surveyor, to include a description of damage, vegetation, monitoring data, soil, roots and repair proposals. Also a report from an arboriculturist to support the tree work proposals.

   Other structural damage (e.g. drains, walls and hard surfaces)
   Written technical evidence from an appropriate expert, including description of damage and possible solutions.

Documents and plans (for any tree)
Are you providing separate information (e.g. an additional schedule of work for Question 7)? ☑ Yes ☐ No

If YES, please provide the reference numbers of plans, documents, professional reports, photographs etc in support of your application. If they are being provided separately from this form, please detail how they are being submitted.

Photo sheet - 4 photos

9. Application For Tree Works - Checklist

Only one copy of the application form and additional information (Question 8) is required. Please use the guidance and this checklist to make sure that this form has been completed correctly and that all relevant information is submitted. Please note that failure to supply precise and detailed information may result in your application being rejected or delayed. You do not need to fill out this section, but it may help you to submit a valid form.

Sketch Plan

- A sketch plan showing the location of all trees (see Question 8) ☑

For all trees
(see Question 7)

- Clear identification of the trees concerned ☑
- A full and clear specification of the works to be carried out ☑

For works to trees protected by a TPO
(see Question 8)

Have you:

- stated reasons for the proposed works? ☑
- provided evidence in support of the stated reasons? in particular:
  - if your reasons relate to the condition of the tree(s) - written evidence from an appropriate expert ☐
  - if you are alleging subsidence damage - a report by an appropriate engineer or surveyor and one from an arboriculturist. ☐
  - in respect of other structural damage - written technical evidence ☐
- included all other information listed in Question 8? ☑

10. Declaration - Trees

I/we hereby apply for consent/give notice for tree work as described in this form and the accompanying plans and additional information.

Signed - Applicant: [redacted]

Or signed - Agent:

Date (DD/MM/YYYY):
7/3/11 (This date must not be before the date of sending or hand-delivery of the form)

11. Applicant Contact Details

Telephone numbers

Country code: 023 National number: [redacted] Extension number: —

Country code: Mobile number (optional):

Country code: Fax number (optional):

Email address (optional): [redacted]

12. Agent Contact Details

Telephone numbers

Country code: National number: Extension number:

Country code: Mobile number (optional):

Country code: Fax number (optional):

Email address (optional):

Electronic communication - If you submit this form by fax or e-mail the LPA may communicate with you in the same manner.

(Please see guidance notes)

EASTLEIGH BOROUGH COUNCIL
DEVELOPMENT CONTROL SERVICE

APP No T/11/68741

Date 10 MAR 2011

Decision:

PLAN NUMBER
01

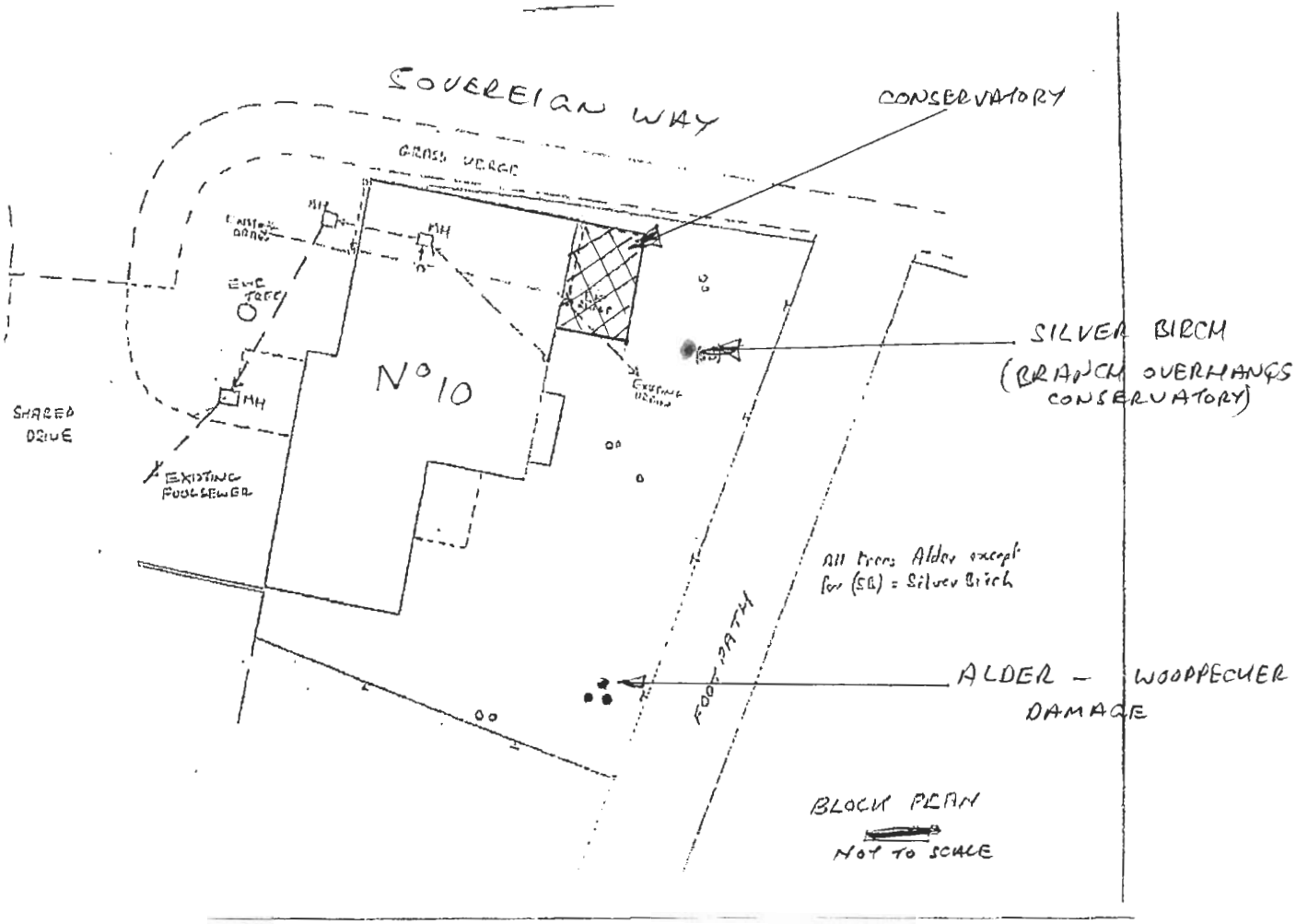

SITE PLAN 10, SOVEREIGN WAY
BOYATT WOOD
EASTLEIGH
SO50 4SA

EASTLEIGH BOROUGH COUNCIL
DEVELOPMENT CONTROL SERVICE
APP No T/11/68741
Date 10 MAR 2011
Decision:

PLAN NUMBER
02

Bing Maps

SO50 4SA, Hants

My Notes



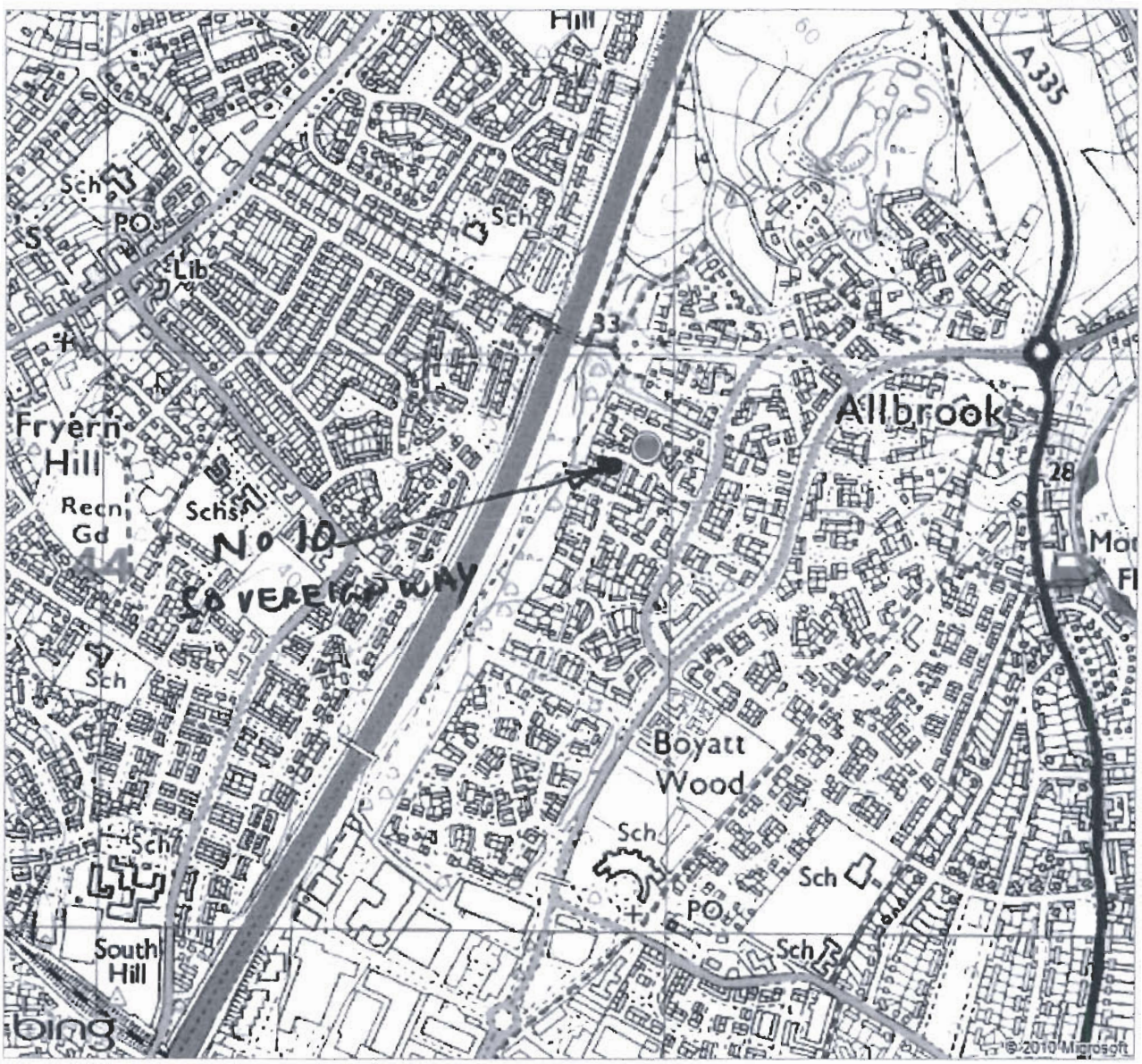

Bing Maps

SO50 4SA, Hants

10 Sovereign Way
Eastleigh
SO50 4SA

EASTLEIGH BOROUGH COUNCIL
DEVELOPMENT CONTROL SERVICE
APP No T/11/6874
Date 10 MAR 2011
Decision:

PLAN NUMBER
03





T/11/68741





Trunk of Alder with woodpecker holes



Alder



Silver Birch
branch
overhanging
Conservatory