Top ring face plate join
Detail 1.0
Scale: 1:5

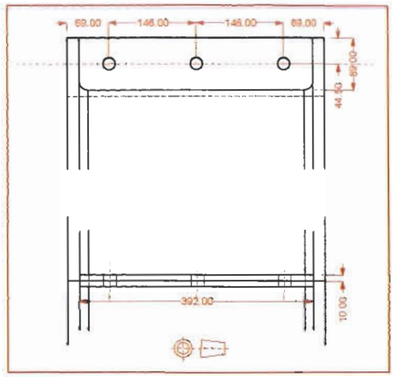

Side elevation
Scale: 1:20



Front elevation
Scale: 1:20

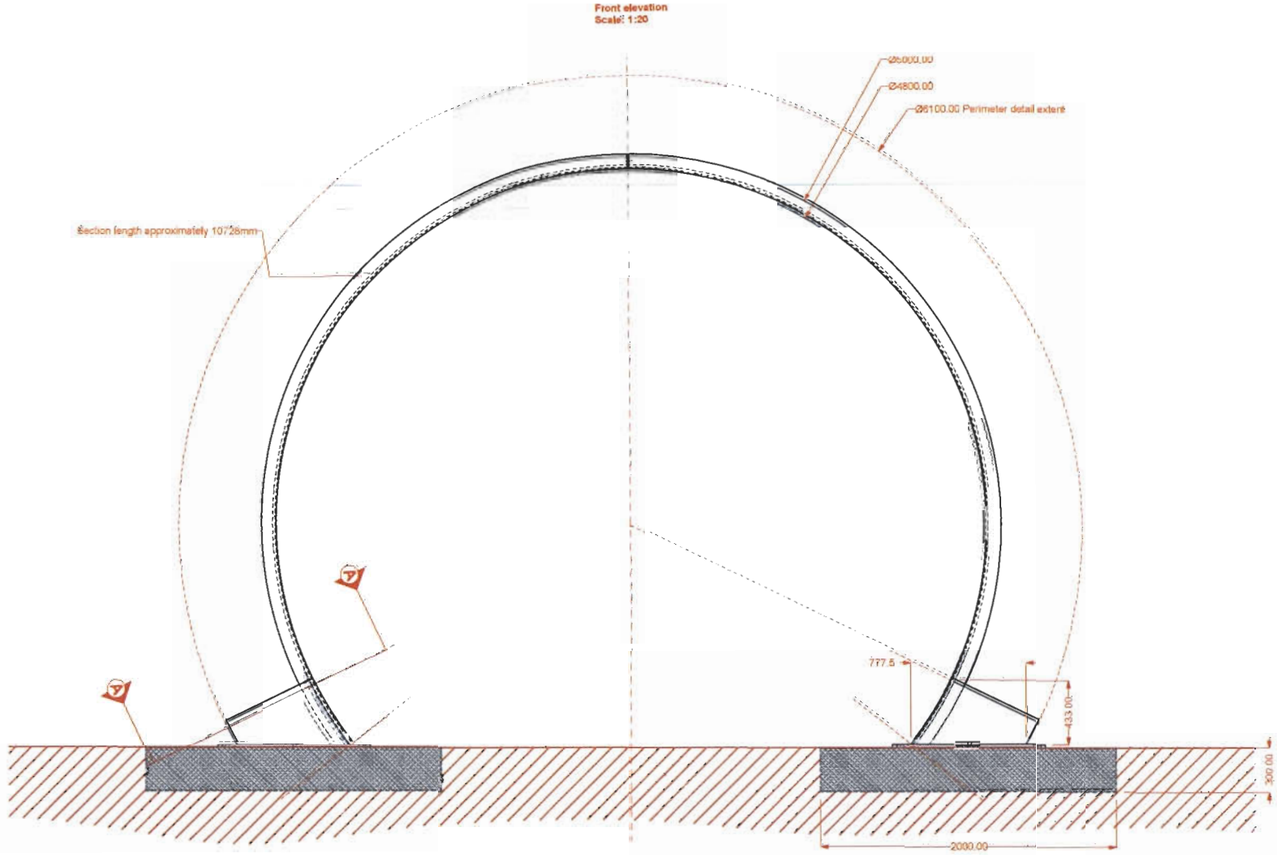

Pictorial views
Scale: None

Pictorial view of top ring central faceplate join.
Scale: None

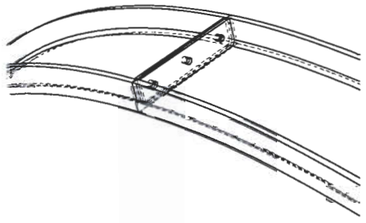

Pictorial view of foot plate with single 'decorative' gusset
Scale: None
View: 1.0

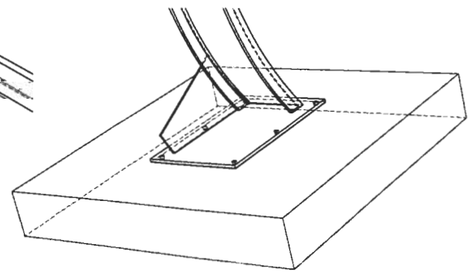

Pictorial view of foot plate with single 'decorative' gusset
Scale: None
View: 2.0

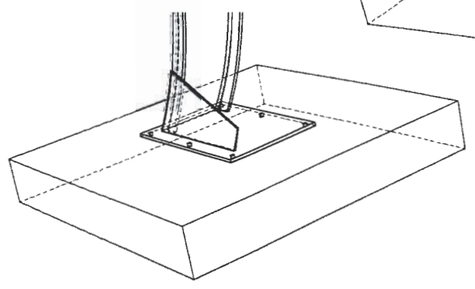

Plan elevation
Scale: 1:20

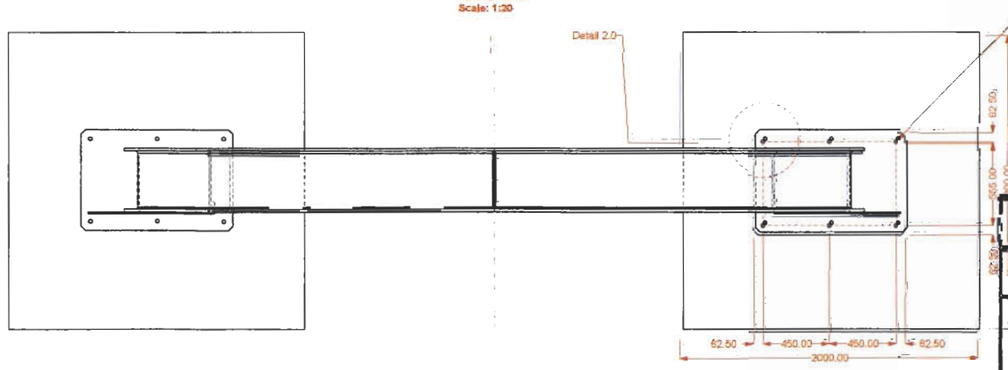

Detail 2.0
Scale: 1:5

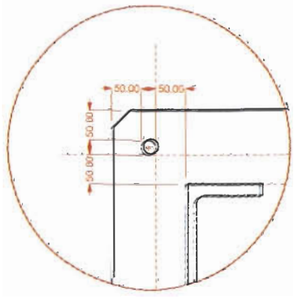

Section AA
Scale: 1:5

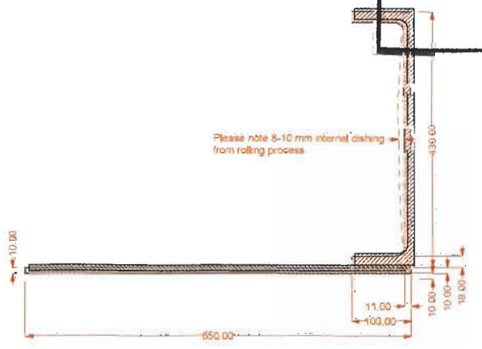



STRICTLY NOT FOR MANUFACTURE

Pre production illustrations only

430x100 channel section proposed to be rolled to a radius of 2400mm:

Concrete pad to be proposed of unknown dimension to suit footing that shall be anchored with appropriate anchorage. Illustrated at 2000x2000x300mm

Please note ground excavations can't go no deeper than 500mm. Further details available upon request. Further excavations are possible but removal of contaminated waste subsoil to be removed by Cod Steaks.

Mid section split to be added with bolt together faceplate's. Main rolled sections to be assembled on site using appropriate fixings.

Further details of unspecified weight but fabricated from 10mm gauge mild steel to be bolted to rolled structure along channel edge. Fixing unspecified.

Foot plates illustrated at 20mm gauge mild steel.

Steel structure to be coated in protective industrial coating to suitable for location, further artistic finish to be carried out over industrial coating.

All other non ground contact details to be coated in unspecified industrial coating.

Weld forms, Structure, foundation, Industrial paint finishing and fixings fixing details to be specified / approved by appointed structural engineer.

STRICTLY NOT FOR MANUFACTURE

EASTLEIGH BOROUGH COUNCIL
DEVELOPMENT CONTROL SERVICE
APP No F/10/68160
Date 08 NOV 2010
Decision:

Cod Steaks Ltd
3 Cole Road
St Philips
Bristol
BS2 0UG
Tel: 0117 980 3910
Fax: 0117 972 9999
W: www.codsteaks.com

Eastleigh Borough Council

Eastleigh Public Art

Arch sub structure
Indicative proposal.

04

Variable

A1

Arch sub structure and decorative elements.

Scale: 1:15

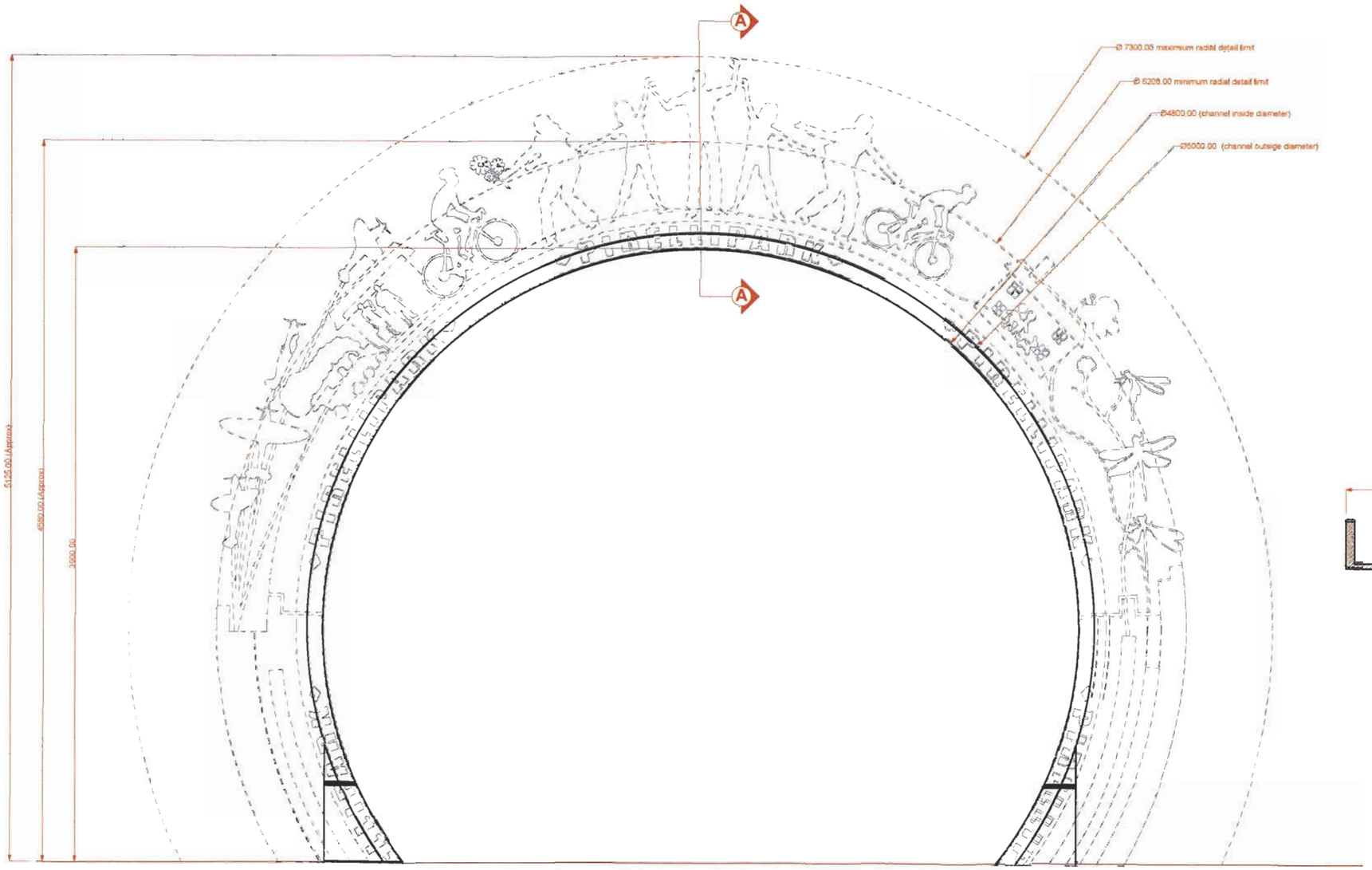

Section AA
Typical section showing details and basic proposal for fixing method.

Scale: 1:5



STRICTLY NOT FOR MANUFACTURE

Indicative illustrations only.

430x100 channel section proposed to be rolled to a radius of 2400mm.

Foot sections to be part rolled and fabricated from the same section and 10mm plate to form gussets and base plates.

Concrete pad to be proposed of unknown dimension to suit footing that shall be anchored with appropriate anchorage.

Please note ground excavations can go no deeper than 500mm. Further details available upon request.

Main rolled section to be lowered and bolted into feet with appropriate fixings on site.

Possible mid section split to be added with bolt together faceplate's. Transport and handling factors currently unspecified.

Further details of unspecified weight but fabricated from 10mm gauge mild steel to be bolted to rolled structure along channel edge. Fixing unspecified.

Foot details to be hot dip galvanised to relevant standard suitable for location.

All other non ground contact details to be coated in unspecified industrial coating.

STRICTLY NOT FOR MANUFACTURE

EASTLEIGH BOR...
DEVELOPMENT CONTROL DEPT...

APP No	F/10/68160
Date	08 NOV 2010
Decision:	

Cod Steaks Ltd
2 Cole Road
St Philips
Bristol
BS2 0UG
T:0117 980 3910
F:0117 972 8999
W:www.codsteaks.com

Client: Eastleigh Borough Council

Project: Eastleigh Public Art

Title: Arch sub structure and artistic detailing Indicative proposal.

Drawing Number: Eastleigh_Arch_Proposal_002

Revision: —

Date: 28-06-10

Scale: Variable

Format: A1

Drawing Path: N/A

Pictorial view Right hand arch section without pipe unit attached.
Scale: None
Veiw: 1.0

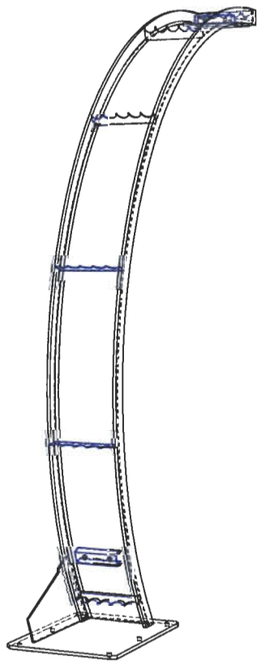

Pictorial view Right hand arch section with pipe unit attached.
Scale: None
Veiw: 2.0

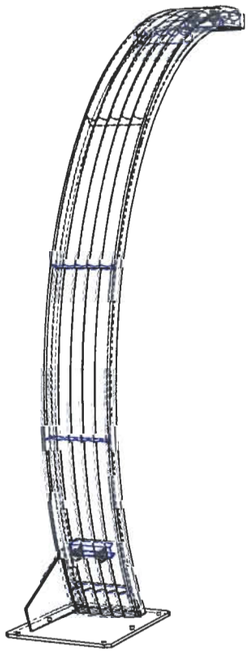

Side elevation
Scale: 1:20



Front elevation
Scale: 1:20

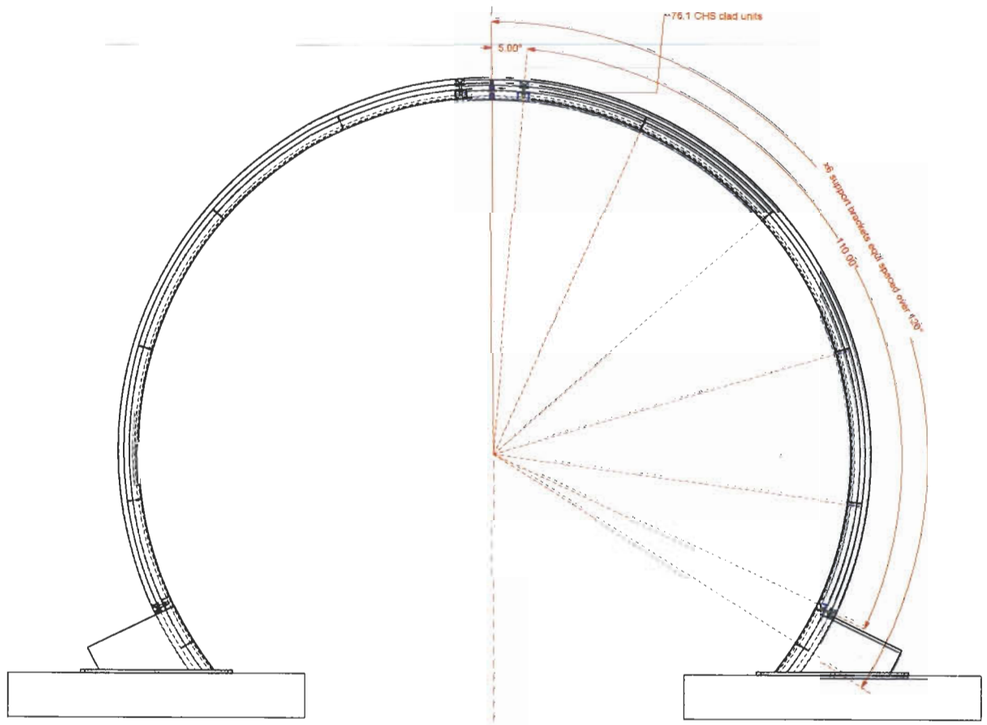

Plan elevation
Scale: 1:20

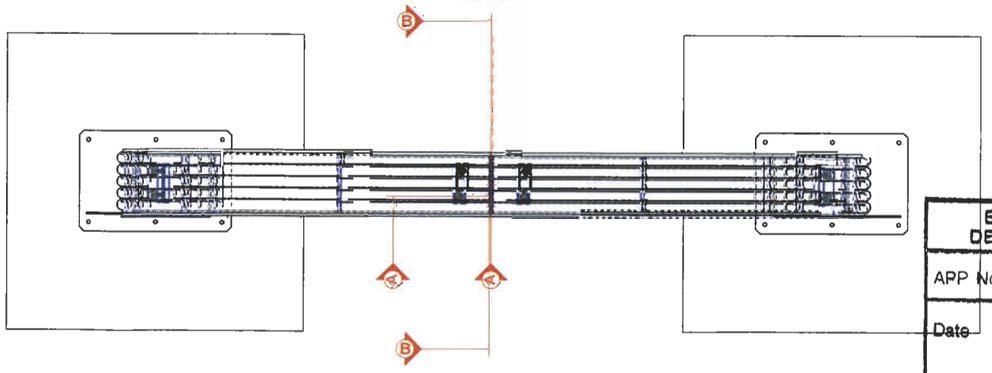

Pictorial view detail of right hand arch section without pipe unit attached showing CHS clad unit fixing point.
Scale: None
Veiw: 1.0

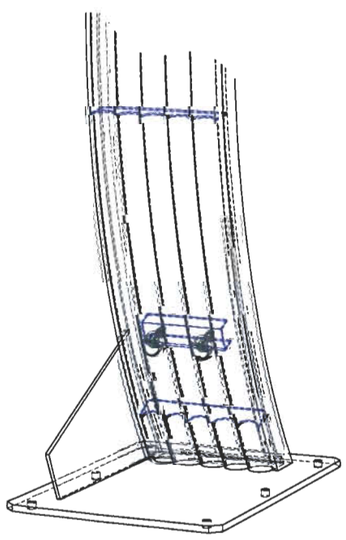

CHS clad fixing point detail.
Plan elevation
Scale: 1:20

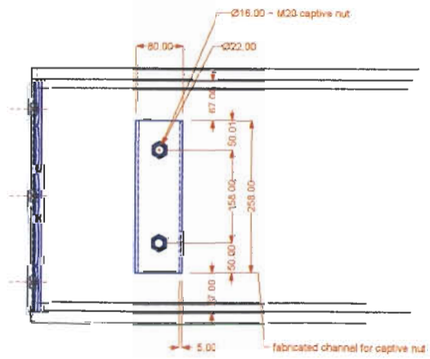

Section AA
Scale: 1:5

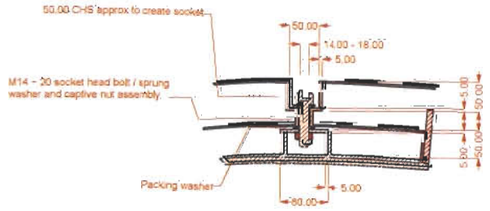

Section BB
Scale: 1:5

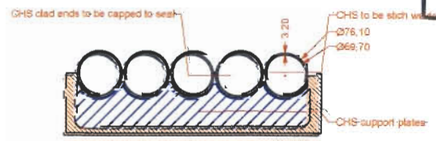

STRICTLY NOT FOR MANUFACTURE

Pre production illustrations only

X6 5mm gauge support bracket to support 76.0mm chs clad units and to be fixed at suggested locations using two groups of M16~M20 captive nuts and socket bolts:

Tamper resistant bolts may be required.

CHS clad units to be stitch welded along valley contact points as illustrated.

Full pass though counterbore on CHS clad units to keep units sealed. End points also capped.

76.1mm CHS clad units may require galvanization due to internal voids.

Steel structure to be coated in protective industrial coating to suitable for location. further artistic finish to be carried out over industrial coating.

All other non ground contact details to be coated in unspecified industrial coating:

Weld forms, Structure, foundation, industrial paint finishing and fixing details / torque values to be specified / approved by appointed structural engineer.

STRICTLY NOT FOR MANUFACTURE

EASTLEIGH BOROUGH COUNCIL
DEVELOPMENT CONTROL SERVICE
APP No F/10/68160
Date 08 NOV 2010
Decision:

Cod Steaks Ltd
1 Cole Road
St Philips
Bristol
BS2 0UG
T:0117 980 3910
F:0117 972 8999
W:www.codsteaks.com

Client: Eastleigh Borough Council
Project: Eastleigh Public Art
Title: Arch sub structure Indicative proposal.

Drawing Number: Eastleigh_Arch_Proposal_001_L3
Revision: NA
Date: 07/11/10
Scale: Variable
Format: A1
Drawn by: JPR
Checked by: JPR