All dimensions are to be checked on site and any discrepancy notified to the architect. The accuracy of wall thicknesses cannot be guaranteed and small discrepancies are unavoidable. Dimensions should be checked before works are carried out. This drawing is copyright of CCA and is not to be reproduced or used without permission.

0 1 2 3 4 5 6 7 8 9 10

Scale in Metres

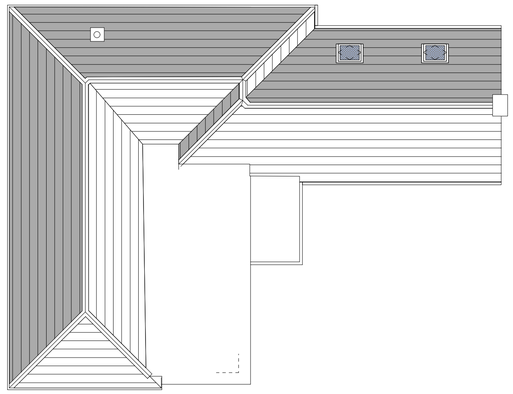

ROOF PLAN

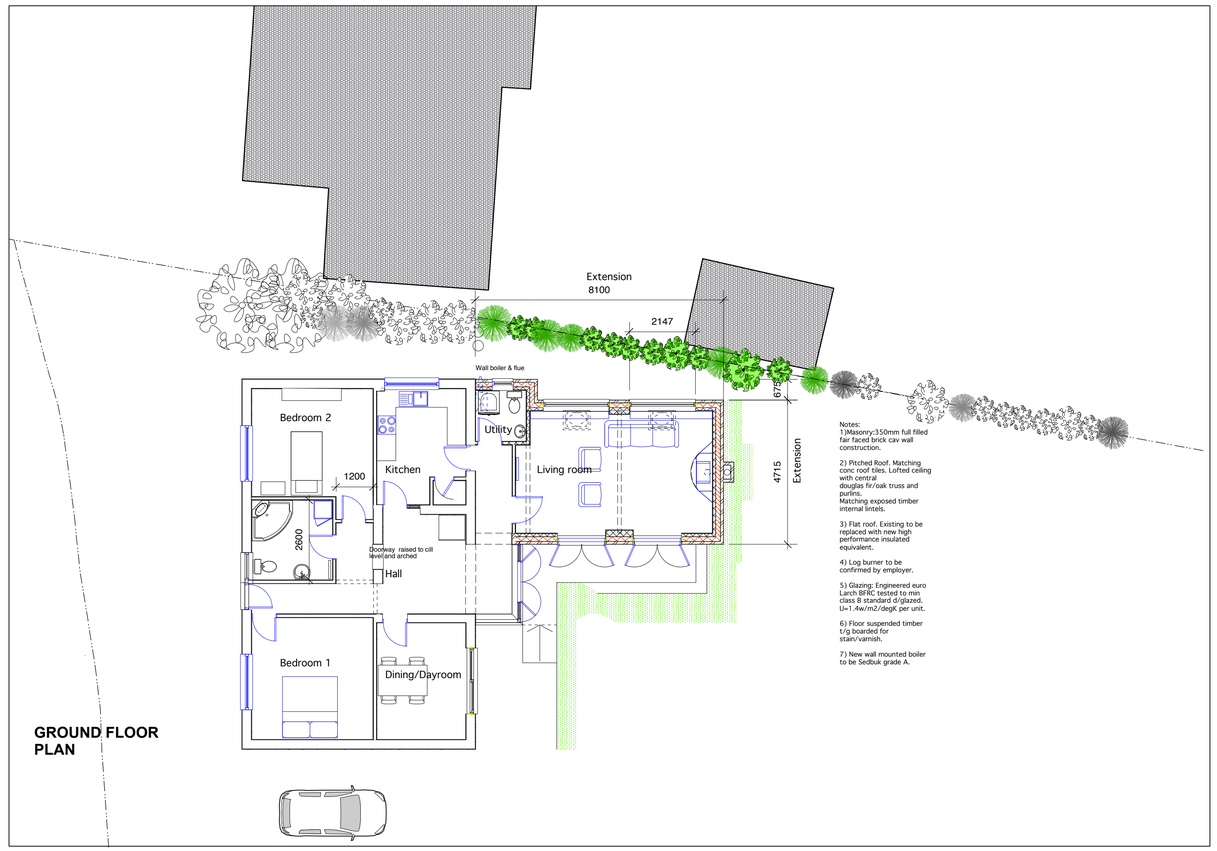

Notes:
1.)Masonry:350mm full filled fair faced brick cav wall construction.

2) Pitched Roof. Matching conc roof tiles. Lofted ceiling with central douglas fir/oak truss and purlins.
Matching exposed timber internal lintels.

3) Flat roof. Existing to be replaced with new high performance insulated equivalent.

4) Log burner to be confirmed by employer.

5) Glazing: Engineered euro Larch BFRC tested to min class B standard d/glazed. U=1.4w/m2/degK per unit.

6) Floor suspended timber t/g boarded for stain/varnish.

7) New wall mounted boiler to be Sedbuk grade A.

GROUND FLOOR PLAN

LOCATION PLAN
1:5000 SCALE @A3
1:2500 SCALE @A1

Ordnance Survey
OS Sitemap

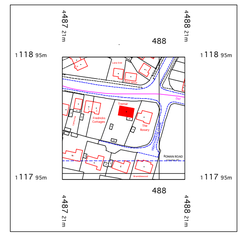

20 0 20 40 60 80 100

Metres

Crown Copyright 2010
Reproduction in whole or in part is prohibited without the prior permission of Ordnance Survey.

SITE PLAN
1:1000 SCALE @A3
1:500 SCALE @A1

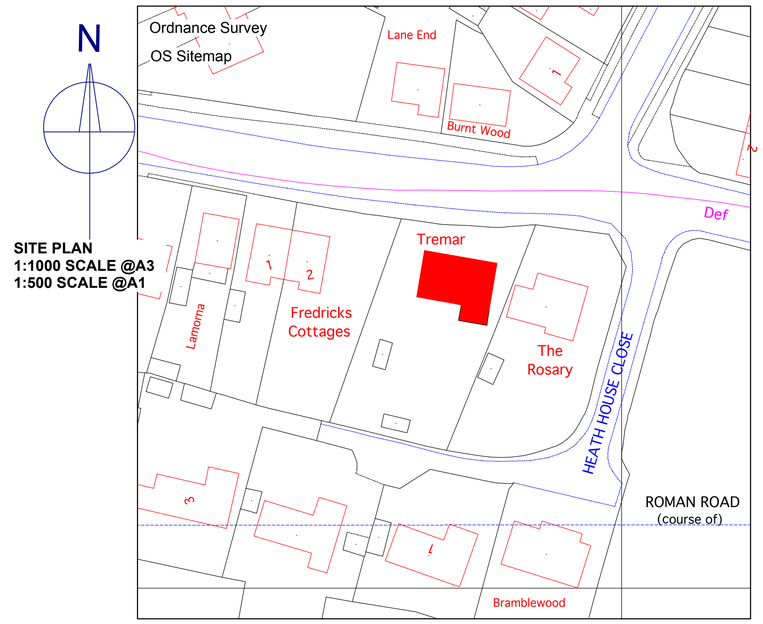

Serial Number: 01177800

0 20 40 60 80 100

Metres

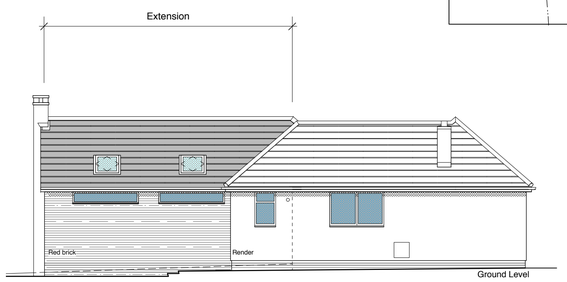

EAST ELEVATION

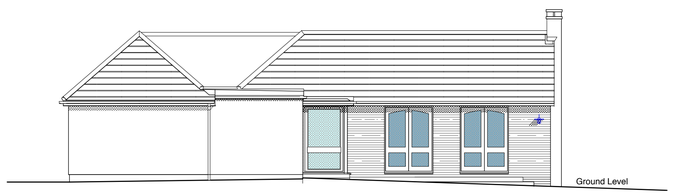

WEST ELEVATION

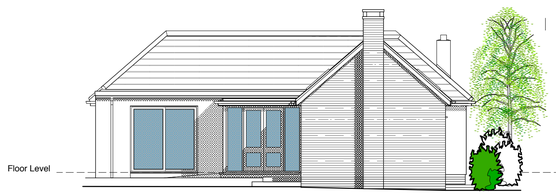

SOUTH ELEVATION

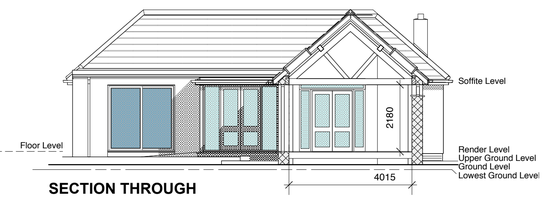

SECTION THROUGH

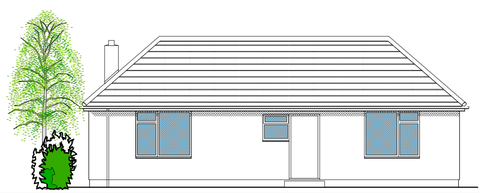

NORTH ELEVATION

Tremar, Heath House Lane

Proposals for extension and renovations to,
Tremar, Heath House Lane.
David & Frances Hodgson.

Scale: 1:100@A1
Dwg: CC
Date: 8/12/09
Job No: 1027

Drawing title
Proposed Plans, Elevations and Sections

CHARLES CLUTTERBUCK - ARCHITECT (CCA) LTD
48 The Basepoint Centre Anderson's Road Southampton SO14 5FE Tel 02380 682560

OD01 REVB