Notes:

Copyright: The contents of this drawing may not be reproduced in whole or part without the written consent of The Trevor Patrick Partnership.

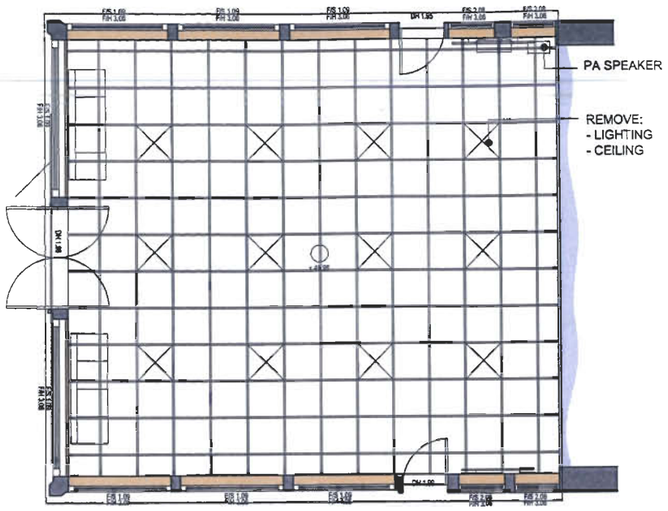

REFLECTED CEILING PLAN
TENANCY
AS EXISTING

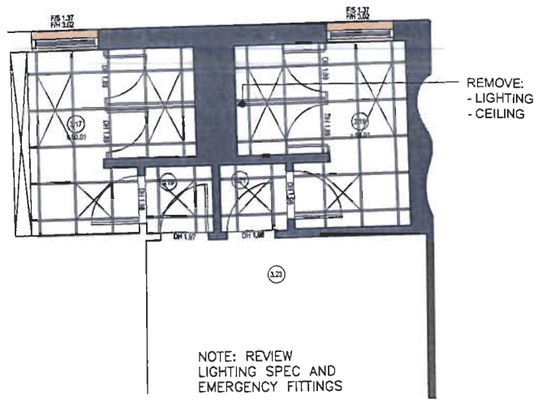

REFLECTED CEILING PLAN
MALE & FEMALE WC
AS EXISTING

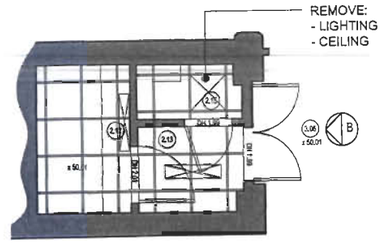

REFLECTED CEILING PLAN
DDA WC
AS EXISTING

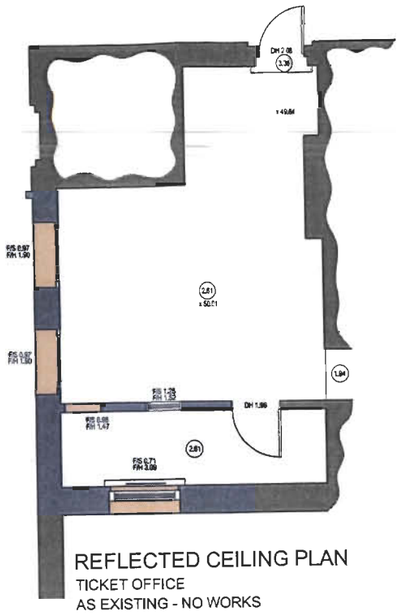

REFLECTED CEILING PLAN
TICKET OFFICE
AS EXISTING - NO WORKS

KEY:

- SEC INTRUDER ALARM
- DATA OUTLET
- 2 DOUBLE DATA POINT
- = = = DADO TRUNKING
- TWIN SWITCHED SOCKET OUTLET
- SINGLE SOCKET OUTLET
- IL INDUCTION LOOP
- UNSWITCHED FUSED CONNECTION UNIT
- SWITCHED FUSED CONNECTION UNIT
- DC INTRUDER ALARM FLUSH MARKED DOOR CONTACT
- PIR
- H20 15 LITRE UNVENTED HOT WATER HEATER
- CCTV
- EXIT ILLUMINATED FIRE EXIT SIGNAGE

NOTE: REVIEW EXISTING LAYOUT

ADD AS NECESSARY:

PIR
EXTRACT FANS
FIRE ALARM

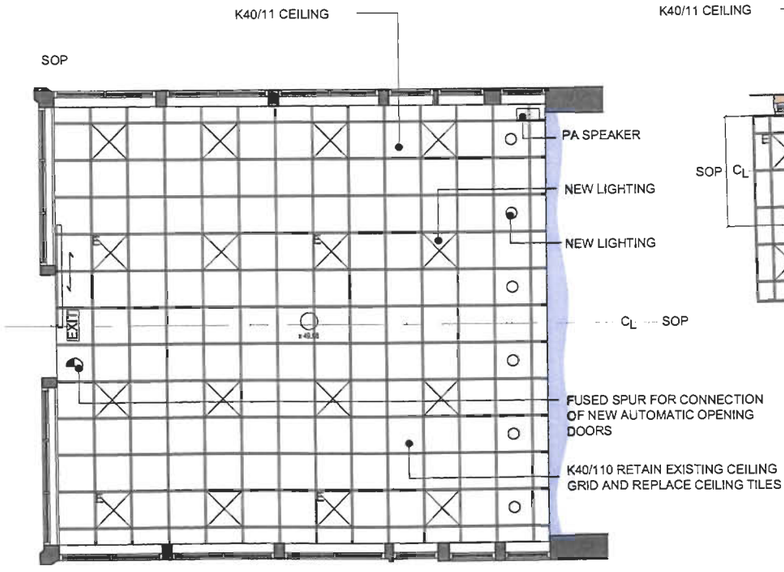

REFLECTED CEILING PLAN
TENANCY
AS PROPOSED

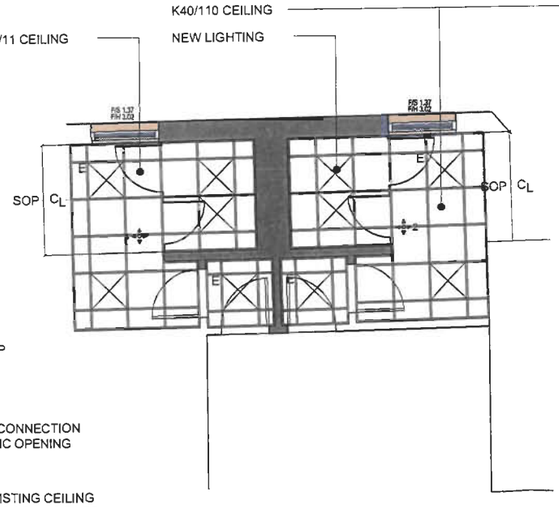

REFLECTED CEILING PLAN
MALE & FEMALE WC
AS PROPOSED

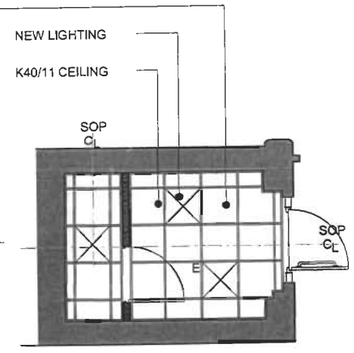

REFLECTED CEILING PLAN
DDA WC
AS PROPOSED

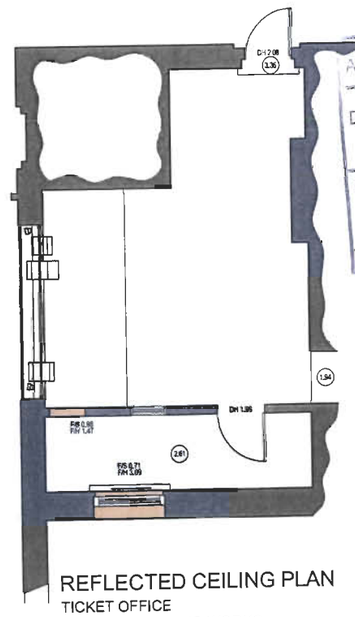

REFLECTED CEILING PLAN
TICKET OFFICE
AS PROPOSED - NO WORKS

EAST HERTS DISTRICT COUNCIL
DEVELOPMENT CONTROL
APP NO: 3/10/1068/27
Date: 03 NOV 2010
Decision:

PLANNING

Revision:	Date:	Description:
P1	26-10-2010	ISSUED FOR PLANNING

THE TREVOR PATRICK PARTNERSHIP
chartered quantity surveyors - building surveyors - project managers
1st Floor, Crowne House, 56-58 Southwark Street, London
tel: 0207 940 8000 fax: 0207 378 0136 email: surveyors@tpp.co.uk url: tpp.co.uk

Project Title:
SWT Enhancements
Eastleigh Station
Southampton Road
SO50 4FL
For : South West Trains

Drawing Title:
Reflected Ceiling Plan
As Existing & Proposed

Scale:	Date:	Drawn:	Checked:
1:50@A1 1:100@A3	07.09.10	GC/TG	-

5225/11.09 Revision P1

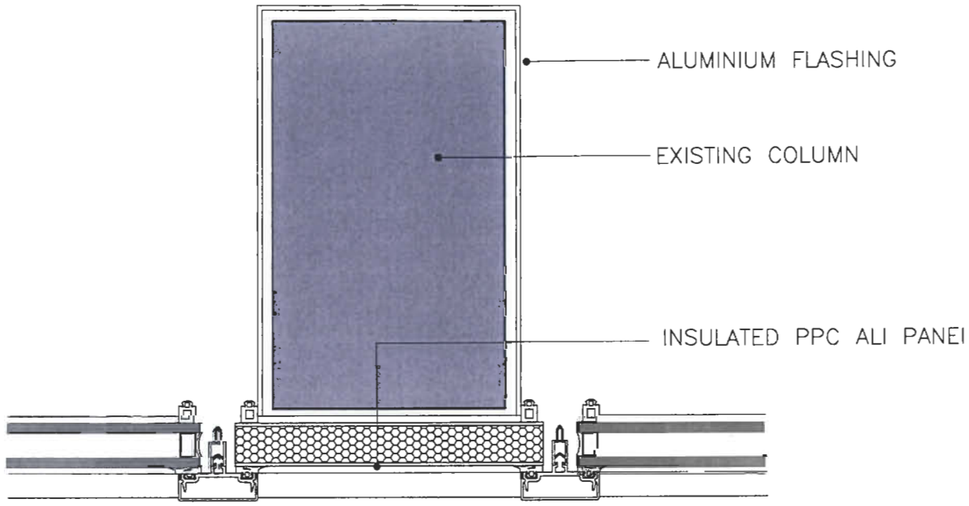

TYPICAL COLUMN SECTION DETAIL

SCALE 1:2

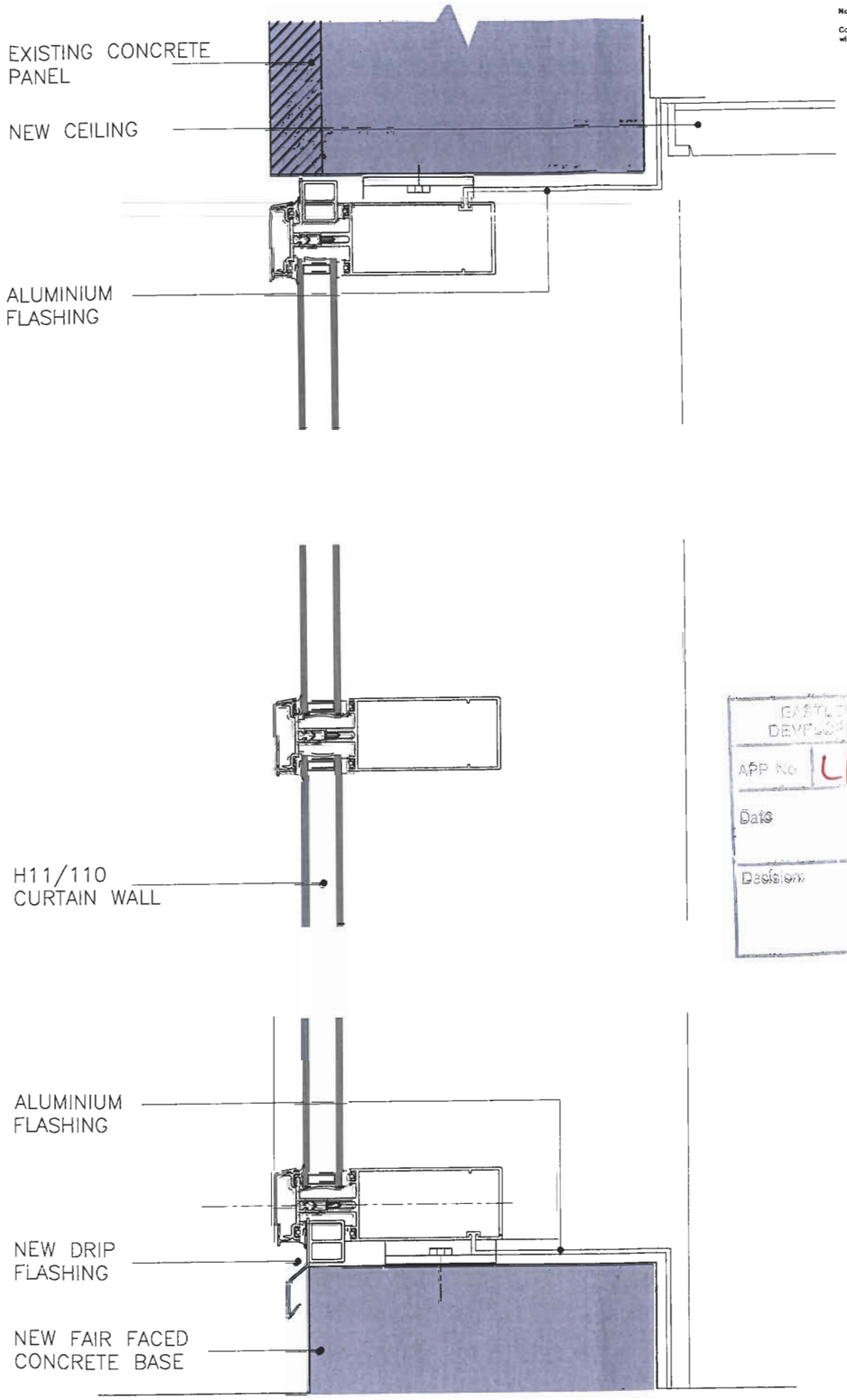

TYPICAL VERTICAL SECTION

SCALE 1:2

Notes:

Copyright: The contents of this drawing may not be reproduced in whole or part without the written consent of The Trevor Patrick Partnership.

EASTLEIGH ... DEVELOPMENT CONTROL
APP No L/10/68127
Date 03 NOV 2010
Decision:

PLANNING

Revision:	Date:	Description:
P1	26-10-2010	ISSUED FOR PLANNING

THE TREVOR PATRICK PARTNERSHIP
1st Floor, Crowne House, 56-58 Southwark Street, London

Project Title:
SWT Enhancements
Eastleigh Station
Southampton Road
SO50 4FL
For : South West Trains

Drawing Title:
Details, Sections
As Proposed

Scale:	Date:	Drawn:	Checked:
1:2@A1 1:4@A3	07.09.10	GC/TG	-

5225/11.08

Revision P1

Notes:

Copyright: The contents of this drawing may not be reproduced in whole or part without the written consent of The Trevor Patrick Partnership.

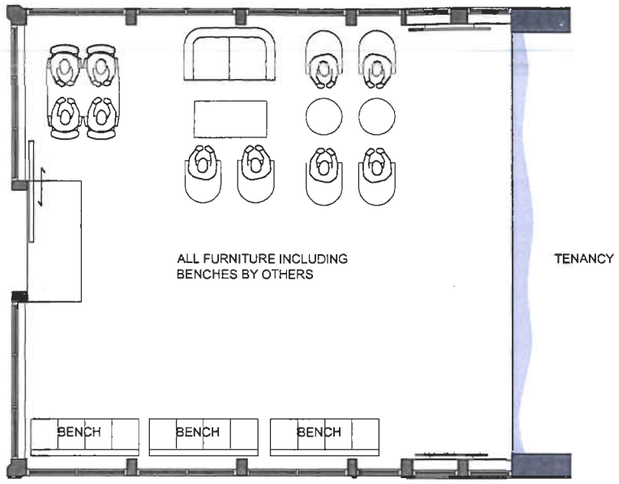

PROPOSED SPACE PLANNING

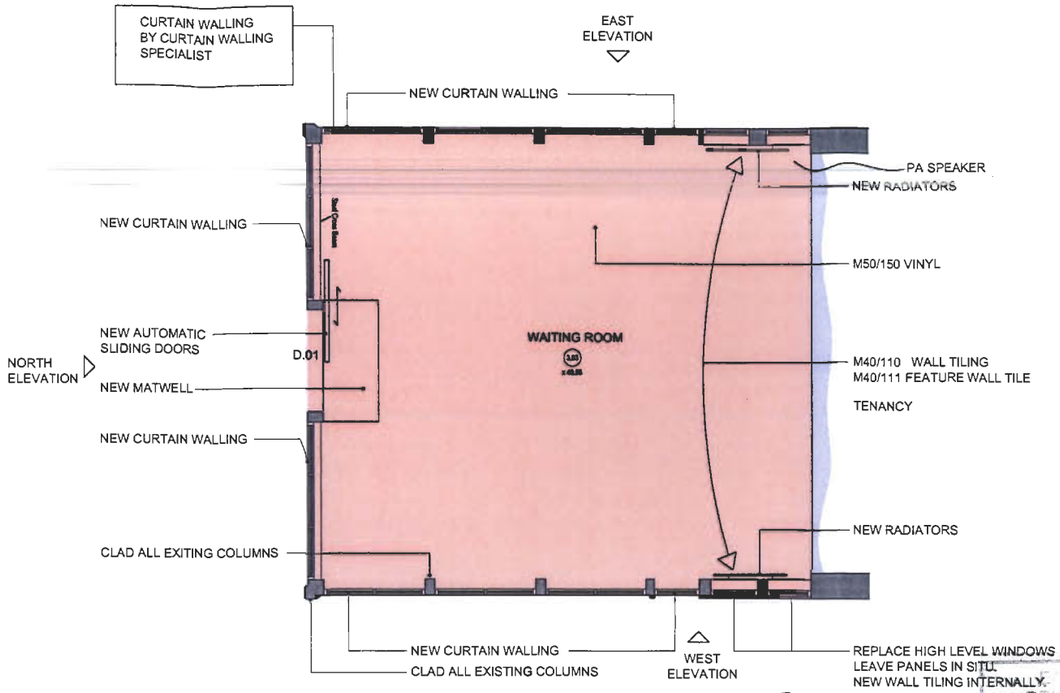

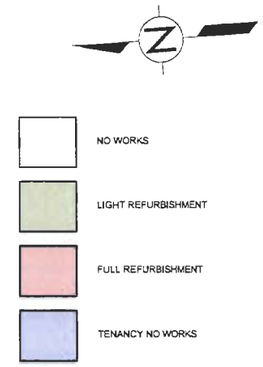

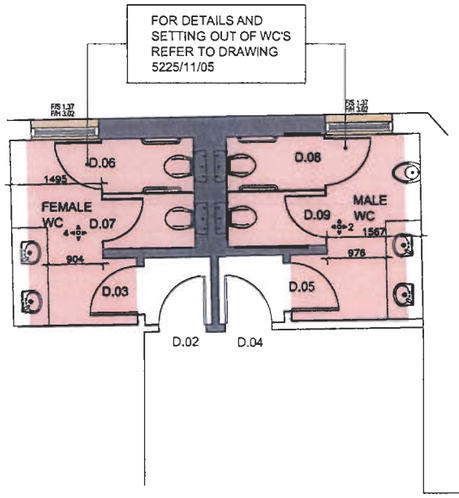

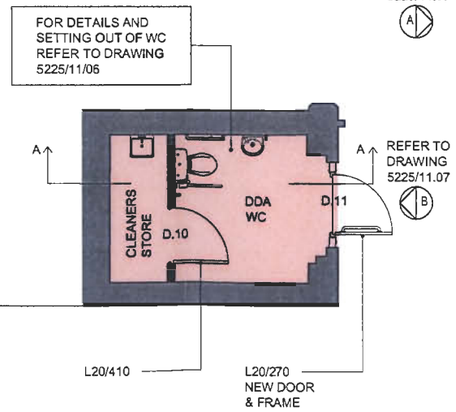

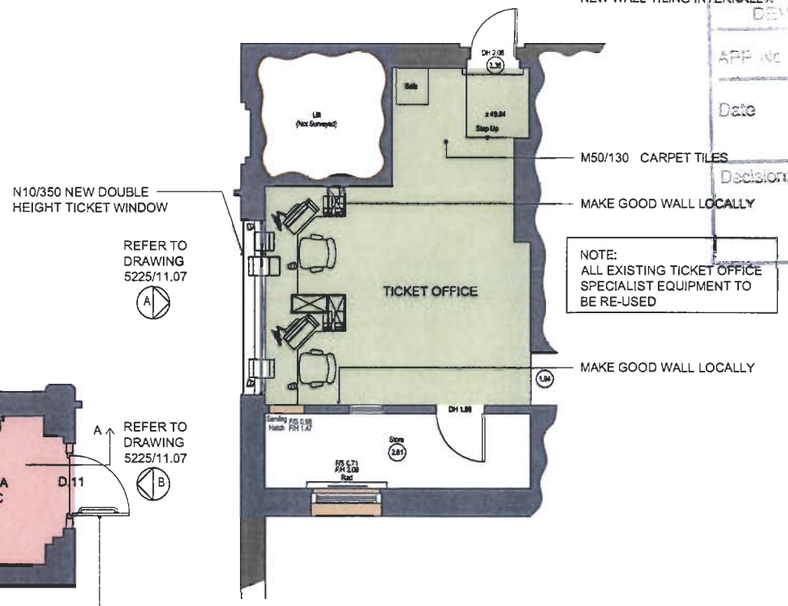

DEVELOPMENT CONTROL
APP No L/10/68127
Date 03 NOV 2010
Decision:

PLANNING		
P1	26-10-2010	ISSUED FOR PLANNING
Revision:	Date:	Description:

THE TREVOR PATRICK PARTNERSHIP
chartered quantity surveyors - building surveyors - project managers
1st Floor, Crowne House, 56-58 Southwark Street, London

Project Title:
SWT Enhancements
Eastleigh Station
Southampton Road
SO50 4FL
For : South West Trains

Drawing Title:
Plan as Proposed

0 1m 2m 3m 4m 5m 10m

Scale:	Date:	Drawn:	Checked:
1:50@A1 1:100@A3	07.09.10	GC/TG	-

5225/11.03

Revision P1

Notes:

Copyright: The contents of this drawing may not be reproduced in whole or part without the written consent of The Trevor Patrick Partnership.

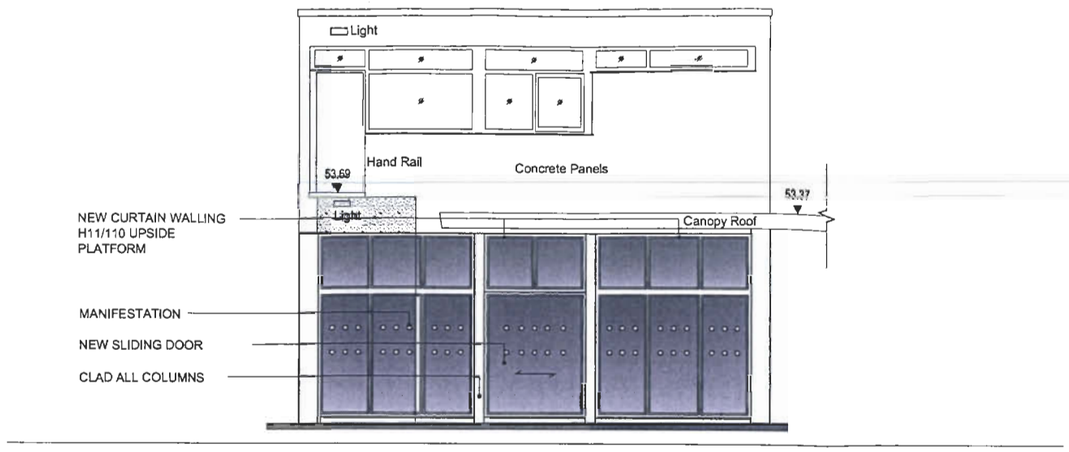

NORTH ELEVATION

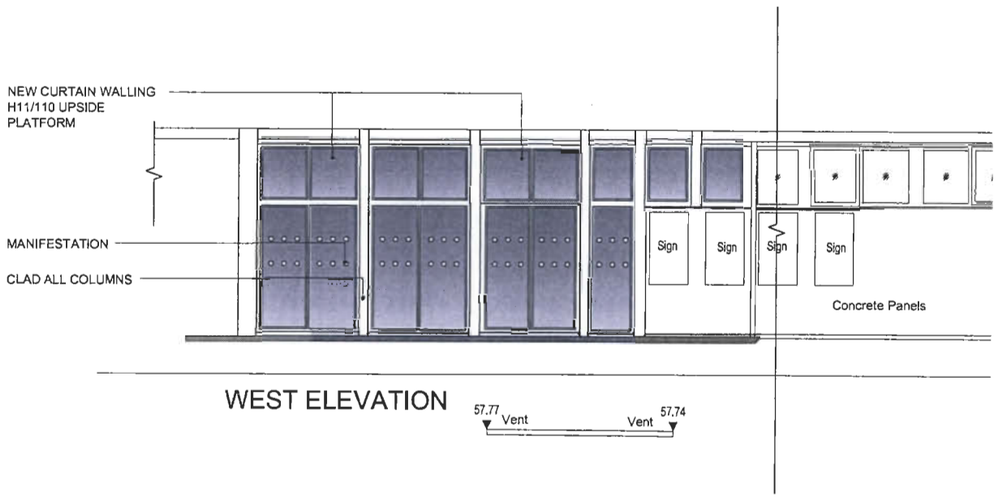

WEST ELEVATION

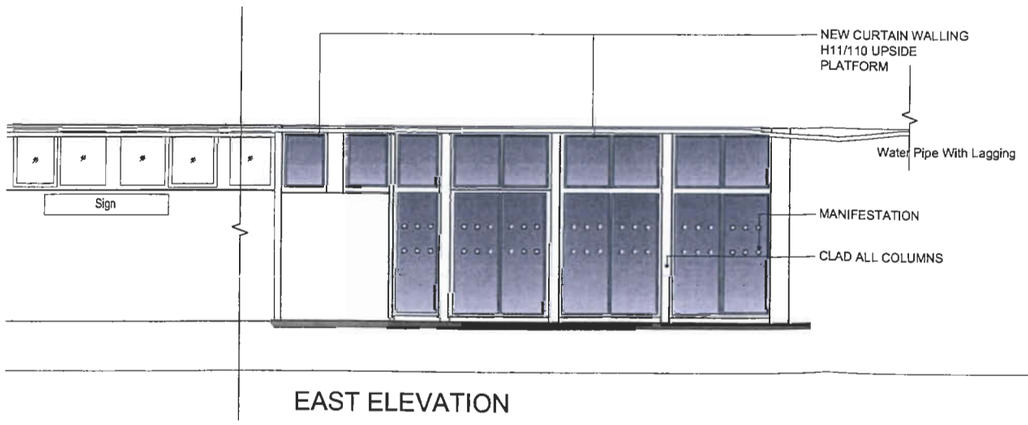

EAST ELEVATION

EASTLEIGH BOROUGH COUNCIL
DEVELOPMENT CONTROL
APP. NO. L/10/68127.
Date 03 NOV 2010
Decision:

PLANNING

Revision:	Date:	Description:
P1	26-10-2010	ISSUED FOR PLANNING

THE TREVOR PATRICK PARTNERSHIP
1st Floor, Crowne House, 56-58 Southwark Street, London

Project Title:
SWT Enhancements
Eastleigh Station
Southampton Road
SO50 4FL
For : South West Trains

Drawing Title:
Elevations as Proposed

Scale:	Date:	Drawn:	Checked:
1:50@A1 1:100@A3	07.09.10	GC/TG	-

5225/11.04 Revision P1

Notes:

Copyright: The contents of this drawing may not be reproduced in whole or part without the written consent of The Trevor Patrick Partnership.

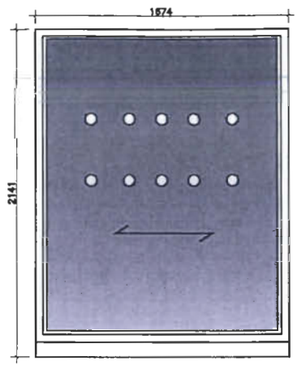

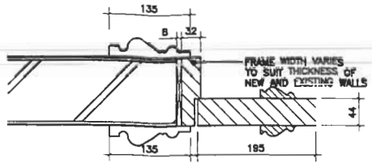

DOOR FRAME DETAIL A
SCALE 1:5

SOLIDCORE DOOR WITH PLANTED BEADS TO MATCH EXISTING

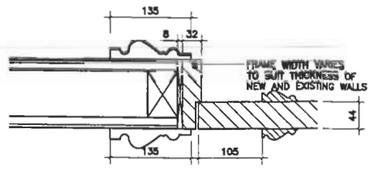

DOOR FRAME DETAIL B
SCALE 1:5

SOLIDCORE DOOR WITH PLANTED BEADS TO MATCH EXISTING

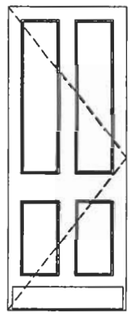

D.02 - INTERNAL DOOR
FEMALE WC
RETAINED & REFURBISHED

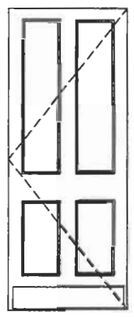

D.03 - INTERNAL DOOR
FEMALE WC
RETAINED & REFURBISHED

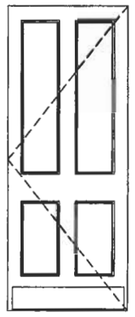

D.04 - INTERNAL DOOR
MALE WC
RETAINED & REFURBISHED

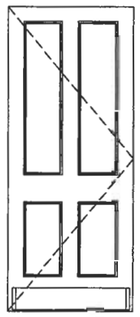

D.05 - INTERNAL DOOR
MALE WC
RETAINED & REFURBISHED

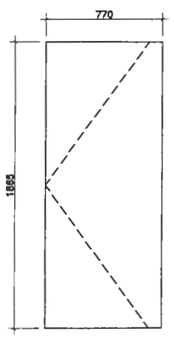

D.06,D.08 - INTERNAL DOOR
MALE AND FEMALE WC
WC CUBICLE SYSTEM

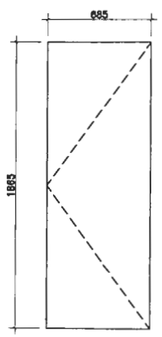

D.07, 09 - INTERNAL DOOR
MALE AND FEMALE WC
WC CUBICLE SYSTEM

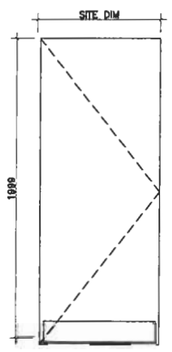

D.10 - INTERNAL DOOR
L20/410 CLEANERS CUPBOARD
PAINTED SECURITY DOORSET

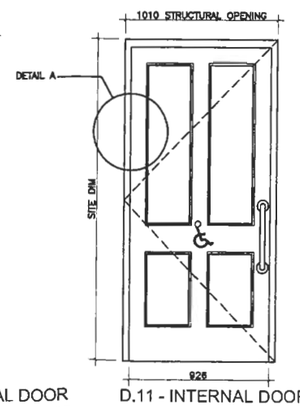

D.11 - INTERNAL DOOR
L20/270
DDA WC

EASTLEIGH BOROUGH COUNCIL
DEVELOPMENT CONTROL
App No 4/10/68127
Date 0 3 NOV 2010
Decision

PLANNING

Revision	Date	Description
P1	26-10-2010	ISSUED FOR PLANNING

THE TREVOR PATRICK PARTNERSHIP
1st Floor, Crowne House, 56-58 Southwark Street, London
020 7357 7171 (t) 020 7357 7172 (f) mail@trevorpatrick.co.uk www.trevorpatrick.co.uk

Project Title:
SWT Enhancements
Eastleigh Station
Southampton Road
SO50 4FL
For : South West Trains

Drawing Title:
Door Schedule

Scale:	Date:	Drawn:	Checked:
1:20@A1 1:40@A3	07.09.10	GC/TG	-

5225/11.11

Revision P1

Notes:

Copyright: The contents of this drawing may not be reproduced in whole or part without the written consent of The Trevor Patrick Partnership.

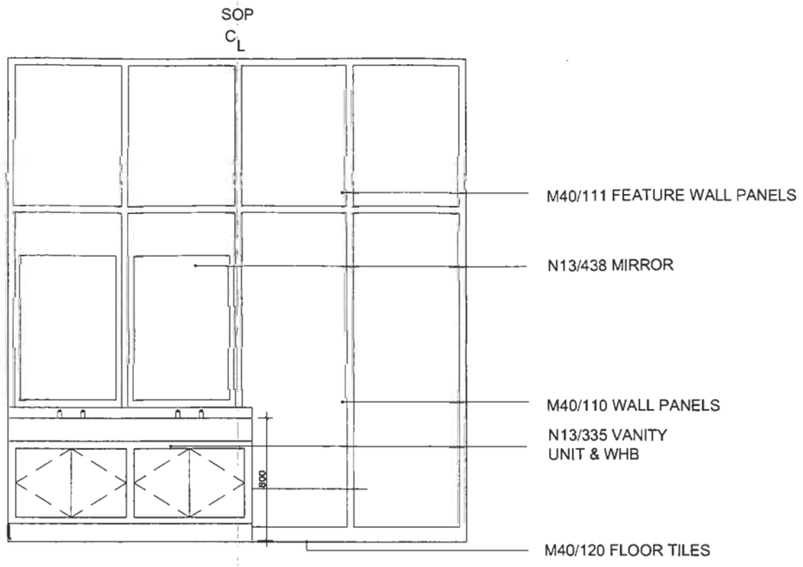

ELEVATION 4

FEMALE WC
AS PROPOSED
SCALE 1:20

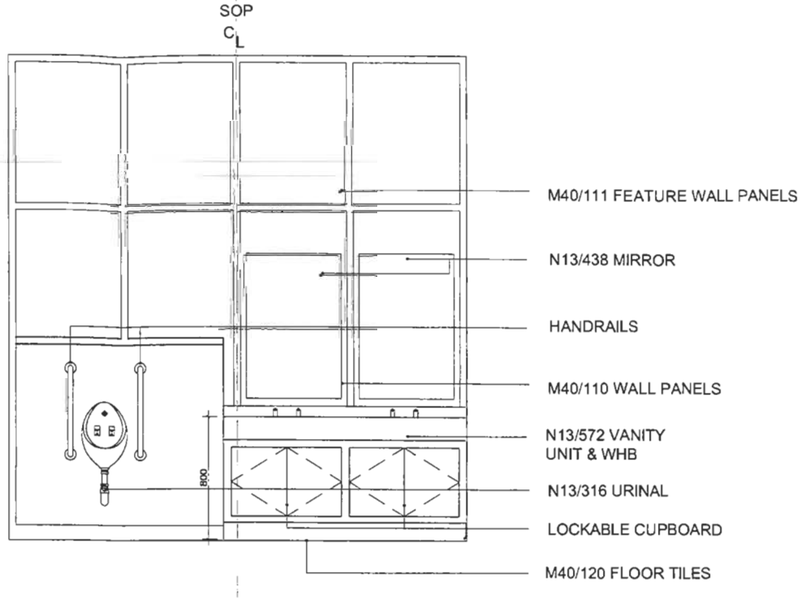

ELEVATION 2

MALE WC
AS PROPOSED
SCALE 1:20

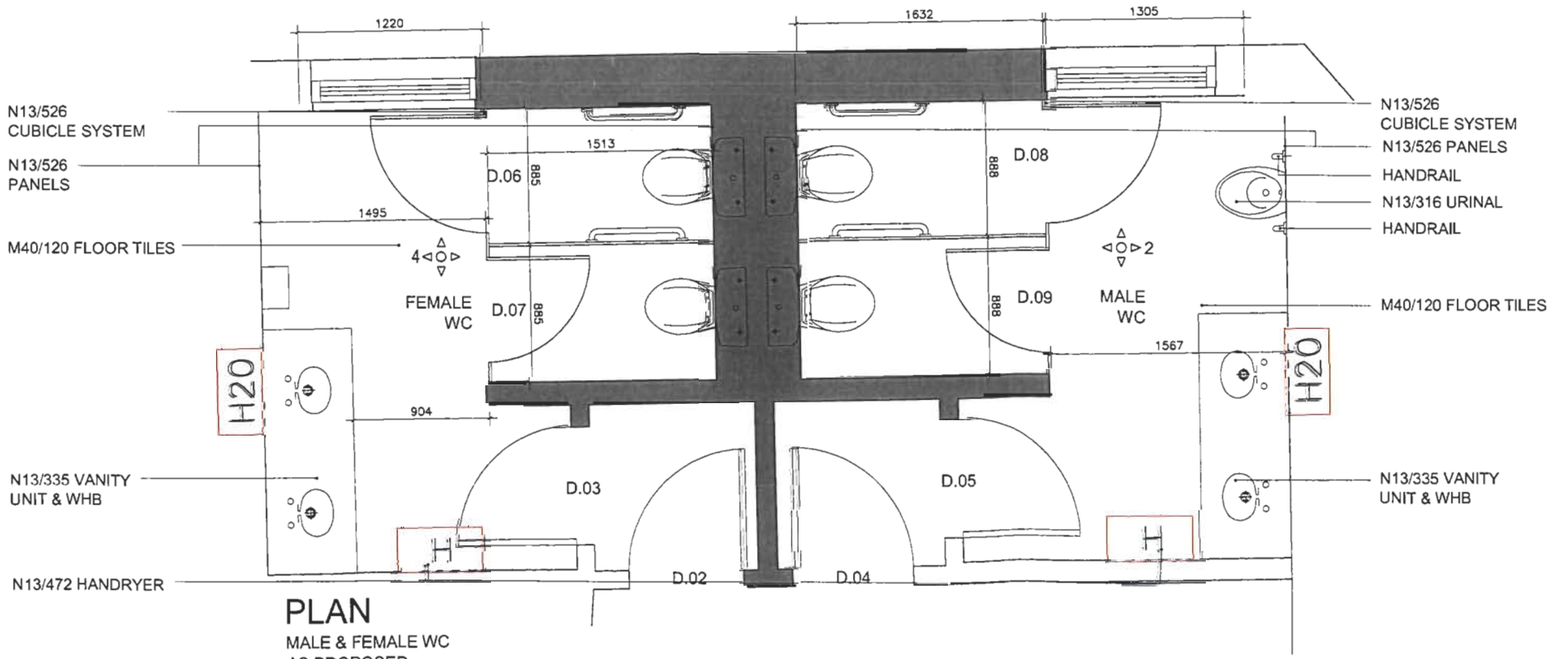

PLAN

MALE & FEMALE WC
AS PROPOSED
SCALE 1:20

APP. No. L/10/68127.
Date: 03 NOV 2010
Decision:

PLANNING		
P1	26-10-2010	ISSUED FOR PLANNING
Revision:	Date:	Description:

THE TREVOR PATRICK PARTNERSHIP

Project Title:
SWT Enhancements
Eastleigh Station
Southampton Road
SO50 4FL
For : South West Trains

Drawing Title:
Details, Elevations & Sections

Scale:	Date:	Drawn:	Checked:
1:20@A1 1:100@A3	07.09.10	GC/TG	-

5225/11.05

Revision
P1

Notes:

Copyright:The contents of this drawing may not be reproduced in whole or part without the written consent of The Trevor Patrick Partnership.

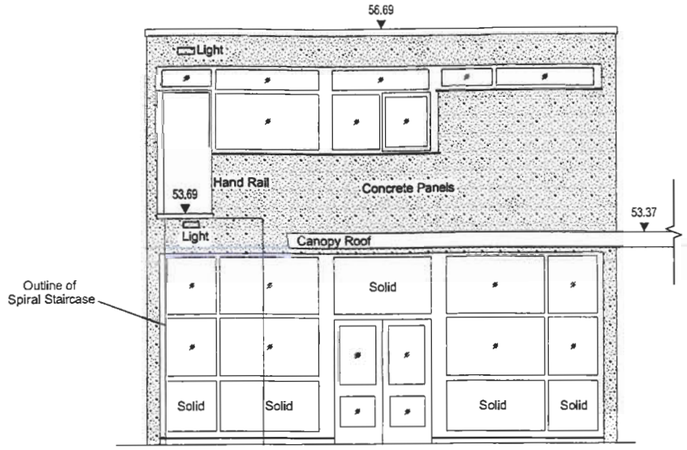

North Elevation

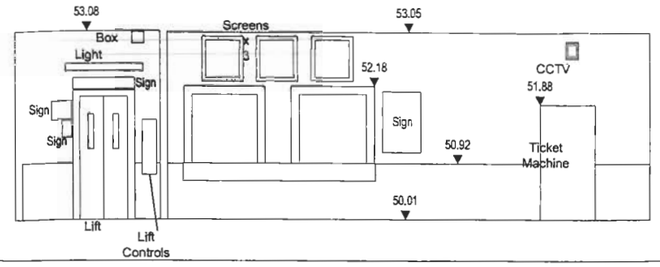

Internal Elevation of Booking Hall

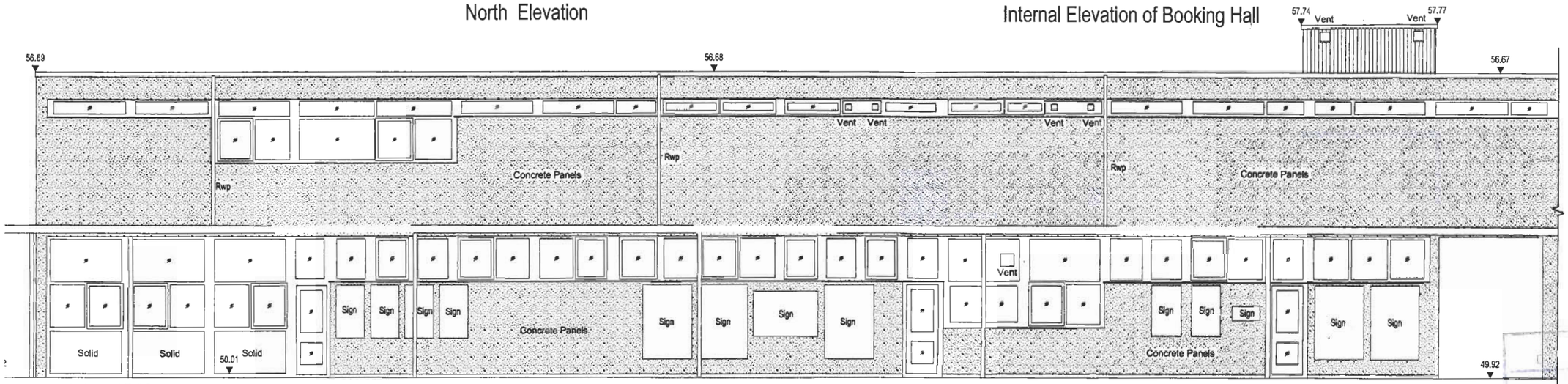

West Elevation

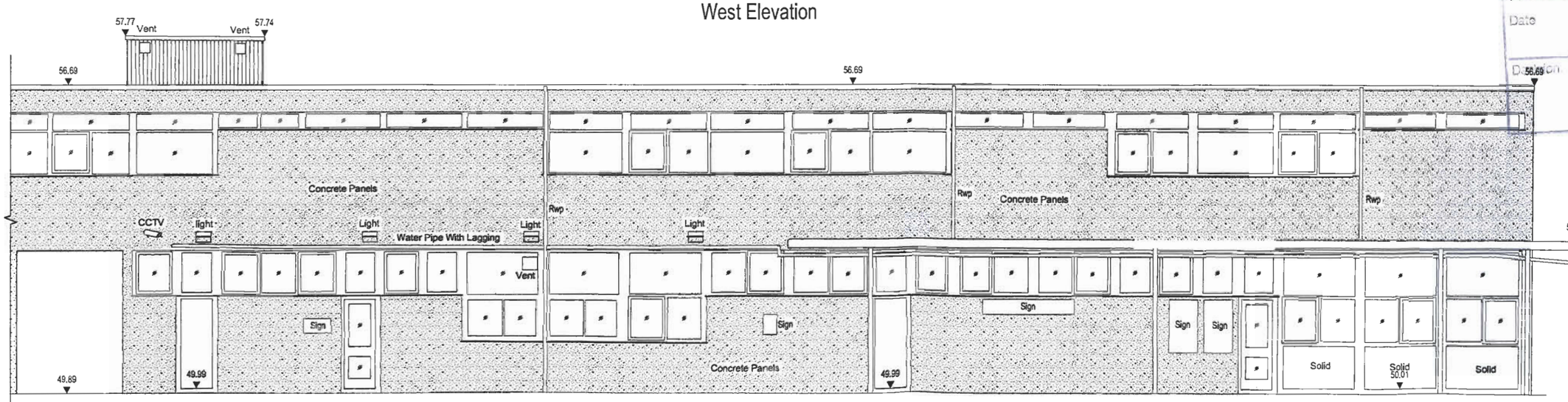

East Elevation

0 1m 2m 3m 4m 5m 10m

C110/68127

Date 0 3 NOV 2010

Description

PLANNING

Revision:	Date:	Description:
P1	26-10-2010	ISSUED FOR PLANNING

THE TREVOR PATRICK PARTNERSHIP
1st Floor, Crowne House, 56-58 Southwark Street, London

Project Title:
SWT Enhancements
Eastleigh Station
Southampton Road
SO50 4FL
For : South West Trains

Drawing Title:
Elevations as Existing

Scale:	Date:	Drawn:	Checked:
1:50@A1 1:100@A3	07.09.10	GC/TG	-

5225/11.02 Revision P1

Notes:

Copyright: The contents of this drawing may not be reproduced in whole or part without the written consent of The Trevor Patrick Partnership.



VIEW 1 VIEW 2 VIEW 3 VIEW 4 VIEW 5



VIEW 6 VIEW 7 VIEW 8



VIEW 9 VIEW 10 VIEW 11 VIEW 12

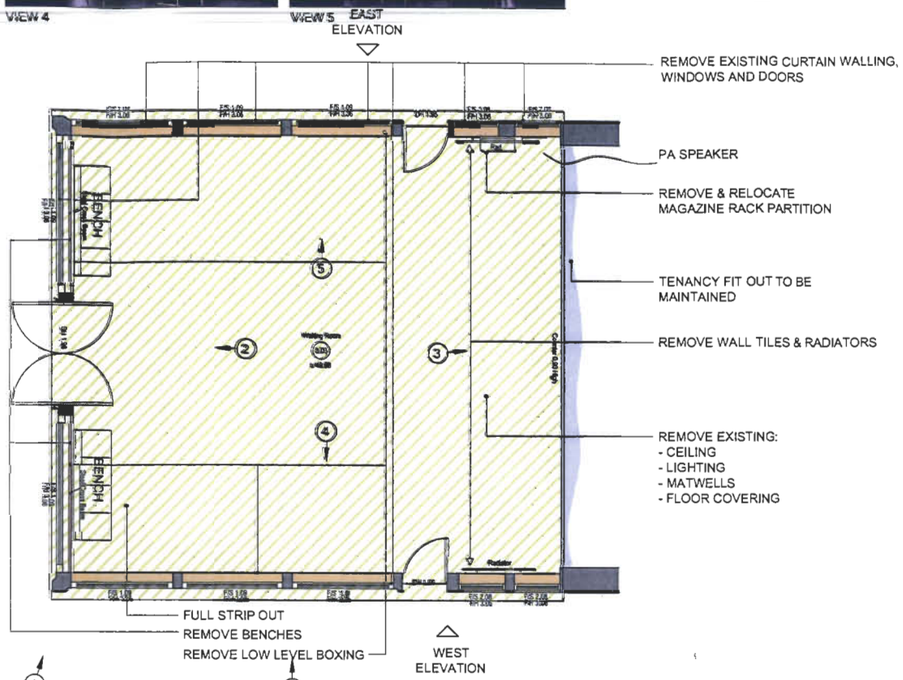

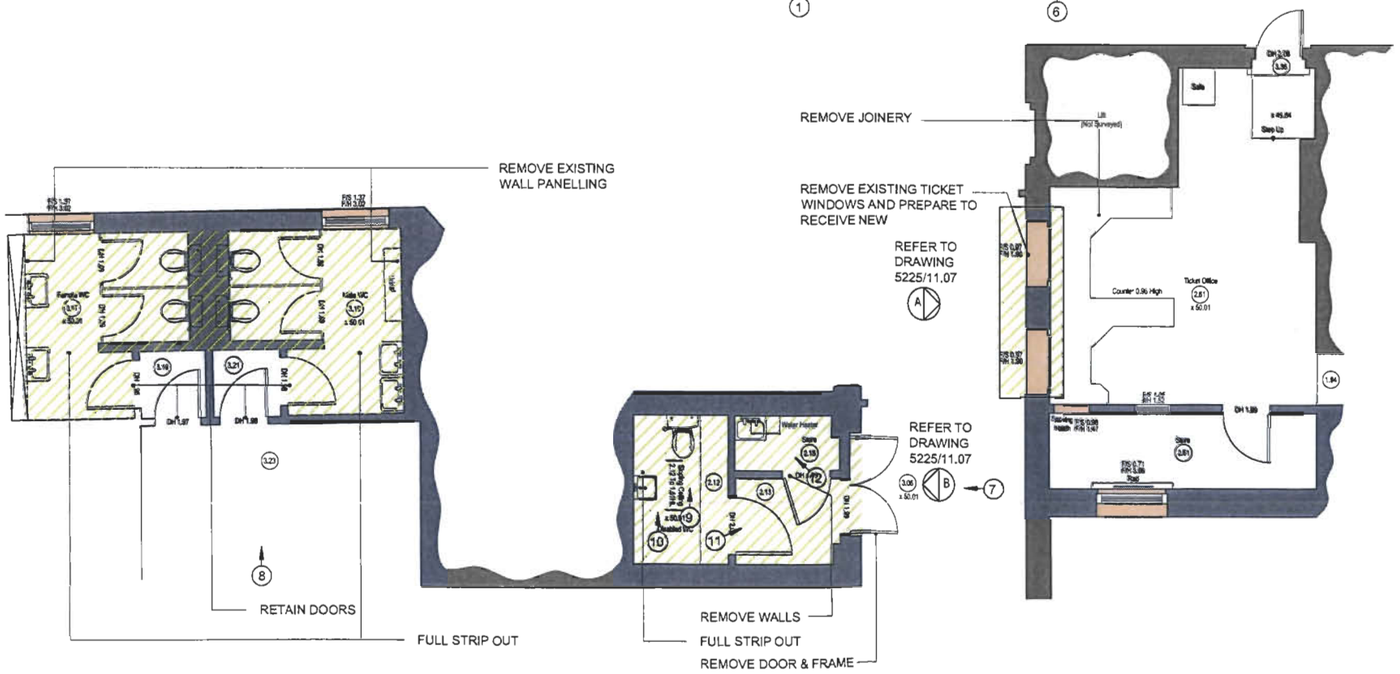

0 1m 2m 3m 4m 5m 10m

ABS L/10/68127
Date 03 NOV 2010
Decision:

PLANNING

Revision:	Date:	Description:
P1	26-10-2010	ISSUED FOR PLANNING

THE TREVOR PATRICK PARTNERSHIP
chartered quantity surveyors - building surveyors - project managers
1st Floor, Crowne House, 56-58 Southwark Street, London

Project Title:
SWT Enhancements
Eastleigh Station
Southampton Road
SO50 4FL
For : South West Trains

Drawing Title:
Plan as Existing & Demolition

Scale:	Date:	Drawn:	Checked:
1:50@A1 1:100@A3	07.09.10	GC/TG	-

5225/11.01

Revision P1

Notes:

Copyright: The contents of this drawing may not be reproduced in whole or part without the written consent of The Trevor Patrick Partnership.

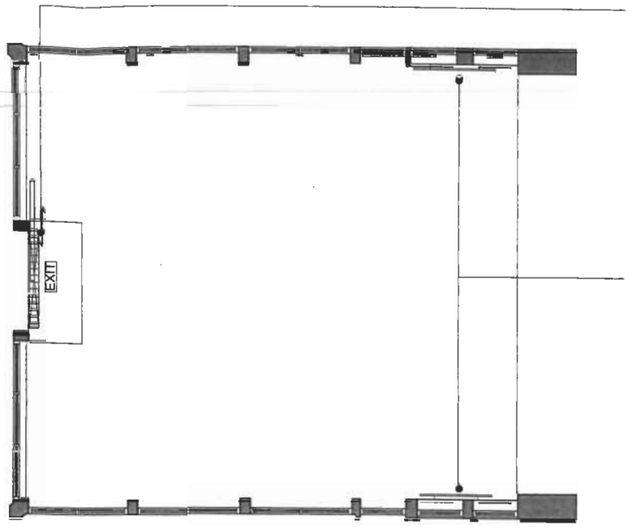

KEY:

- SEC INTRUDER ALARM
- DATA OUTLET
- 2 DOUBLE DATA POINT
- = = = DADO TRUNKING
- TWIN SWITCHED SOCKET OUTLET
- SINGLE SOCKET OUTLET
- IL INDUCTION LOOP
- UNSWITCHED FUSED CONNECTION UNIT
- SWITCHED FUSED CONNECTION UNIT
- DC INTRUDER ALARM FLUSH MARKED DOOR CONTACT
- PIR
- H20 15 LITRE UNVENTED HOT WATER HEATER
- CCTV
- EXIT ILLUMINATED FIRE EXIT SIGNAGE
- H ELECTRICAL WALL HEATER
- FIRE NOTE : REVIEW EXISTING FIRE ALARM
- DRAINAGE

NOTE:
ADD VENTS TO WC'S

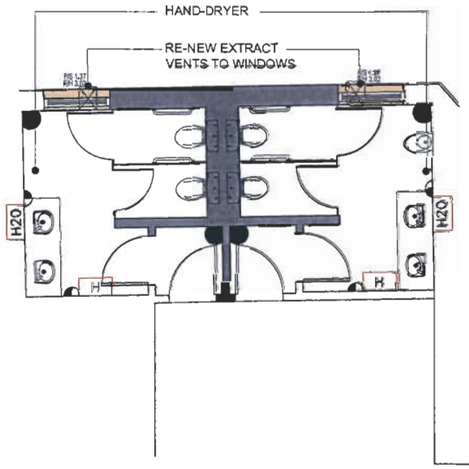

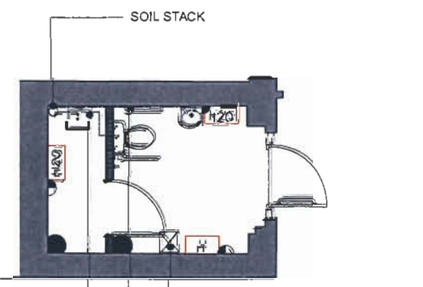

EXTRACT VENT TO FOLLOW
EXISTING ROUTE

SURFACE MOUNTED DRAINAGE
& WASTE PIPE BACK TO EXISTING
SOIL STACK

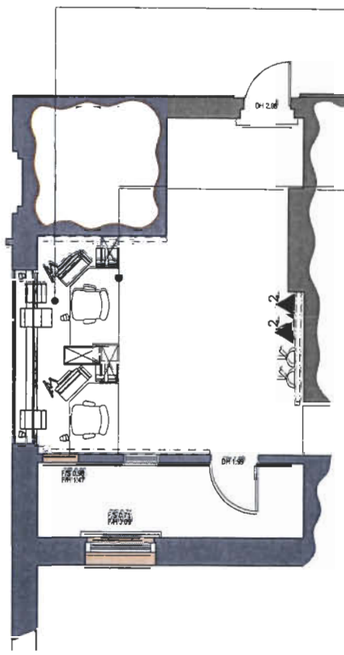

EASTLEIGH BOROUGH COUNCIL
DEVELOPMENT CONTROL
App L/10/68127
Date 03 NOV 2010
Decision

PLANNING

Revision:	Date:	Description:
P1	26-10-2010	ISSUED FOR PLANNING

THE TREVOR PATRICK PARTNERSHIP
chartered quantity surveyors · building surveyors · project managers

Project Title:
SWT Enhancements
Eastleigh Station
Southampton Road
SO50 4FL
For : South West Trains

Drawing Title:
M&E Drawing

Scale:	Date:	Drawn:	Checked:
1:50@A1 1:100@A3	07.09.10	GC/TG	-

5225/11.10 Revision P1

Notes:

Copyright: The contents of this drawing may not be reproduced in whole or part without the written consent of The Trevor Patrick Partnership.

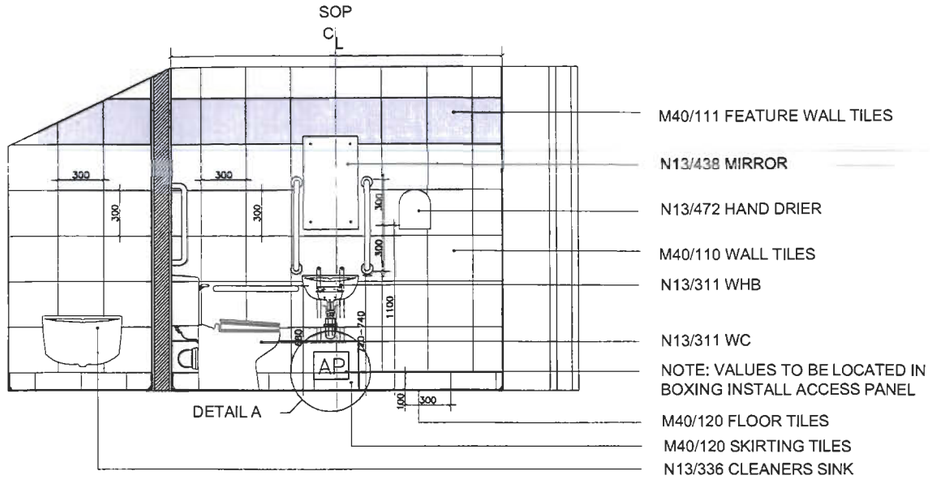

SECTION A-A

AS PROPOSED
SCALE 1:20

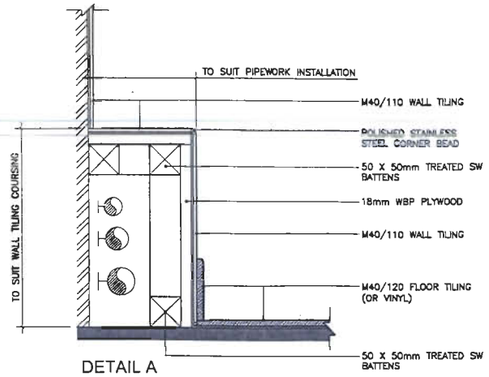

DETAIL A
PIPEWORK BOXING
SCALE 1:5

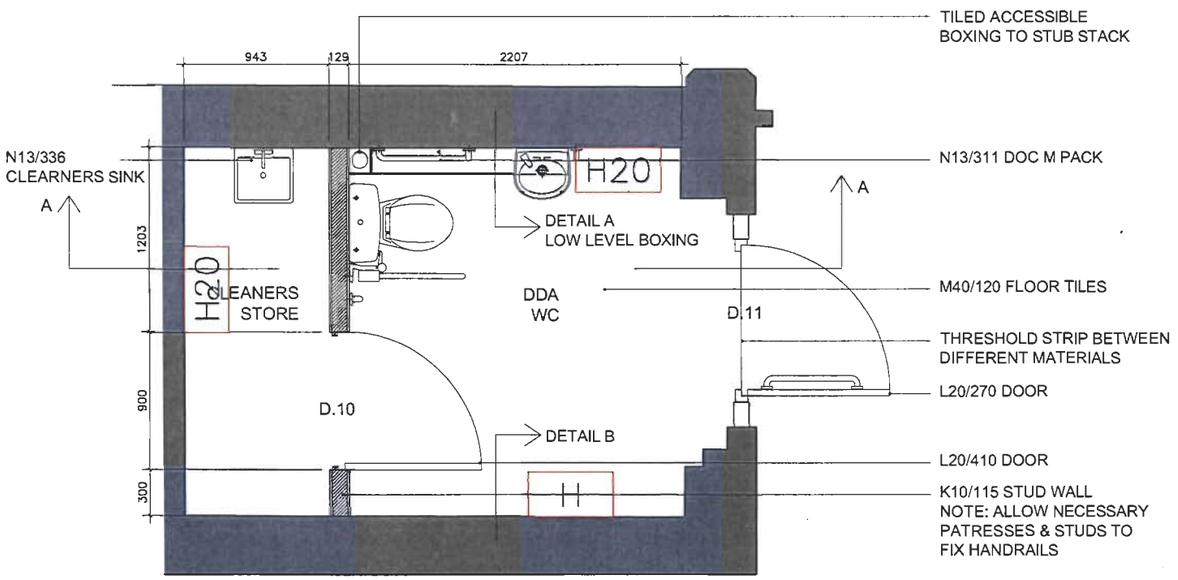

PLAN

DDA WC & CLEANERS STORE
AS PROPOSED
SCALE 1:20

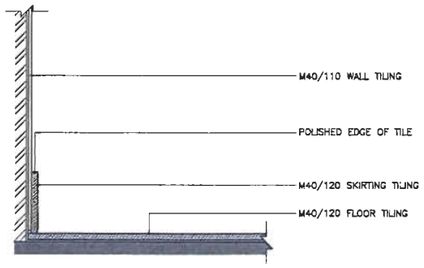

DETAIL B
WALL TILE TO FLOOR TILE JUNCTION
SCALE 1:5

EASTLEIGH BOROUGH COUNCIL
DEVELOPMENT CONTROL
APP No. L110168127
Date 03 NOV 2010
Decision:

PLANNING		
P1	26-10-2010	ISSUED FOR PLANNING
Revision:	Date:	Description:

THE TREVOR PATRICK PARTNERSHIP
chartered quantity surveyors - building surveyors - project managers
1st Floor, Crowne House, 56-58 Southwark Street, London

Project Title:
SWT Enhancements
Eastleigh Station
Southampton Road
SO50 4FL
For : South West Trains

Drawing Title:
Details, Elevations & Sections

Scale:	Date:	Drawn:	Checked:
1:20@A1 1:40A3	07.09.10	GC/TG	-

5225/11.06

Revision P1



REMOVE EXISTING DOOR & FRAME

ELEVATION B

DDA WC
AS EXISTING
SCALE 1:20



FILL IN PANNELING
L20/270 NEW DOOR & FRAME

ELEVATION B

DDA WC
AS PROPOSED
SCALE 1:20

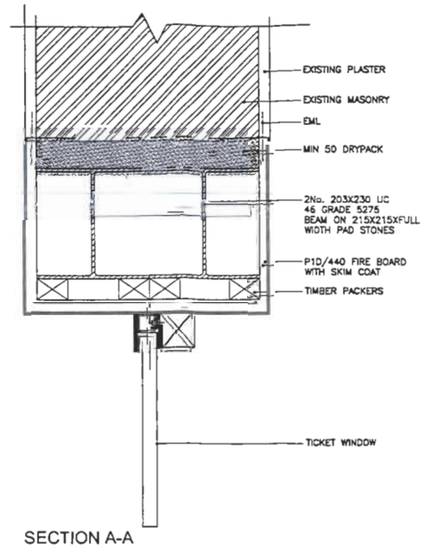

SECTION A-A
SCALE 1:5

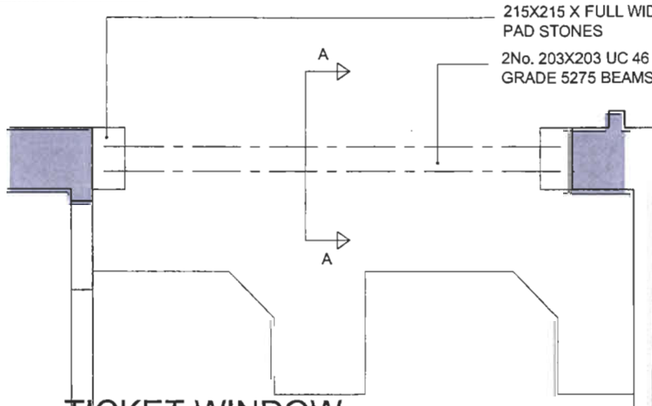

TICKET WINDOW

AS PROPOSED
SCALE 1:20

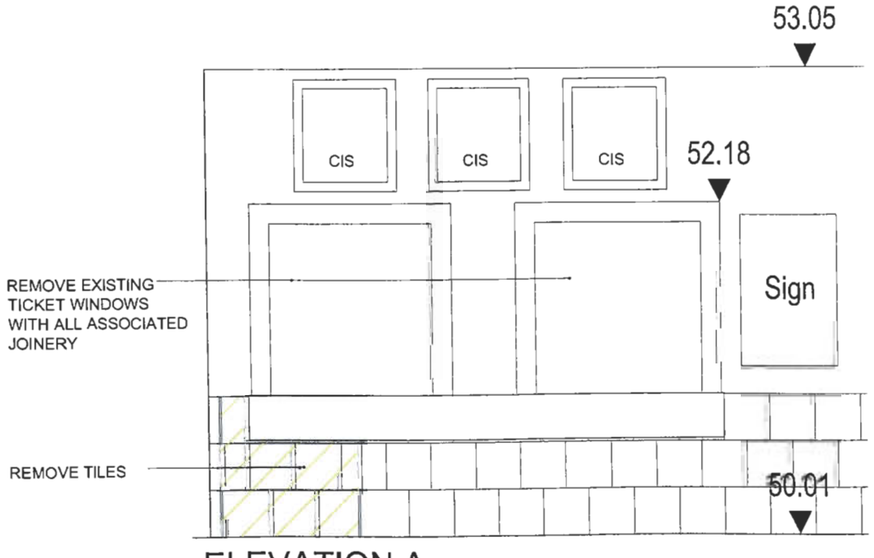

ELEVATION A

TICKET WINDOW
AS EXISTING
SCALE 1:20

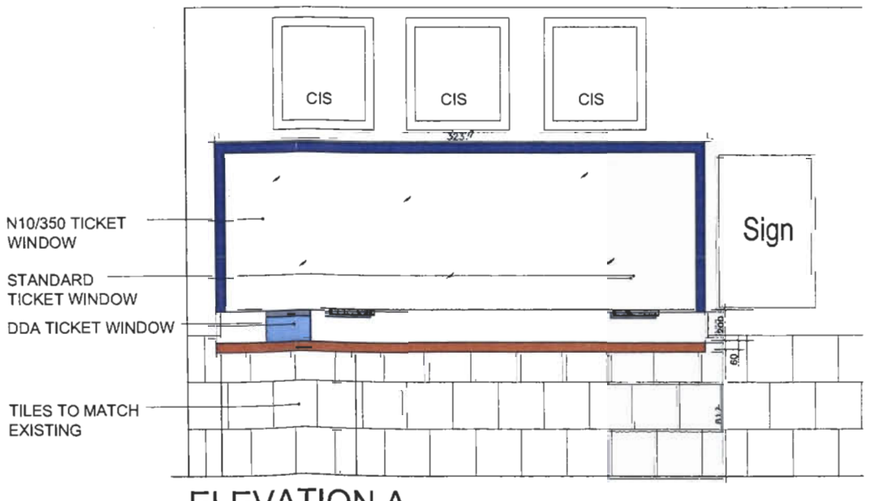

ELEVATION A

TICKET WINDOW
AS PROPOSED
SCALE 1:20

Notes:

Copyright: The contents of this drawing may not be reproduced in whole or part without the written consent of The Trevor Patrick Partnership.

L110/68127
Date 03 NOV 2010

PLANNING

Revision:	Date:	Description:
P1	26-10-2010	ISSUED FOR PLANNING

THE TREVOR PATRICK PARTNERSHIP
1st Floor, Cromwell House, 56-58 Southwark Street, London

Project Title:
SWT Enhancements
Eastleigh Station
Southampton Road
SO50 4FL
For : South West Trains

Drawing Title:
Details, Sections & Elevations
As Existing & Proposed

Scale:	Date:	Drawn:	Checked:
1:20@A1 1:40@A3	07.09.10	GC/TG	-

5225/11.07

Revision P1