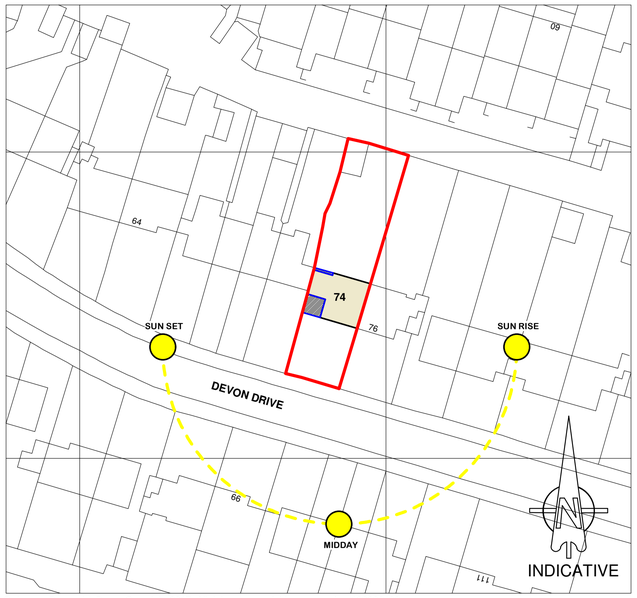


Ordnance Survey (c) Crown Copyright 2017. All rights reserved. Licence number 100022432

## Site Plan 1:500

0 10 20 30 40

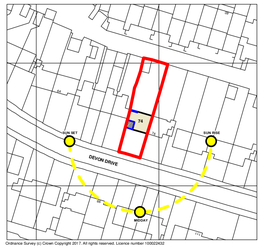


INDICATIVE

## Location Plan 1:1250

0 10 20 30 40

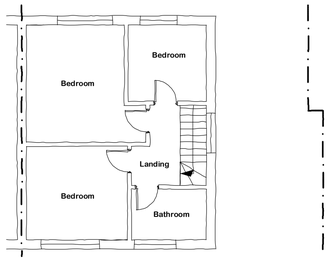


## Existing First Floor Plan 1:100

0 1 2 3 4 5m

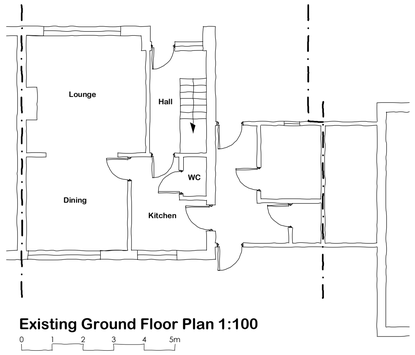


## Existing Ground Floor Plan 1:100

0 1 2 3 4 5m



## Proposed Front Elevation 1:100

0 1 2 3 4 5m

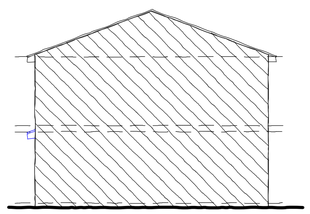

## Proposed Side Elevation 1:100

0 1 2 3 4 5m



## Proposed Rear Elevation 1:100

0 1 2 3 4 5m

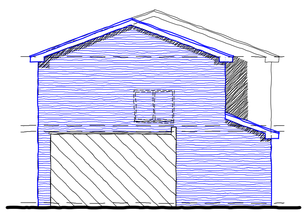

## Proposed Side Elevation 1:100

0 1 2 3 4 5m



## Existing Front Elevation 1:100

0 1 2 3 4 5m

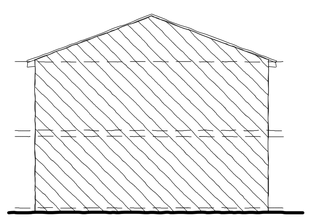

## Existing Side Elevation 1:100

0 1 2 3 4 5m



## Existing Rear Elevation 1:100

0 1 2 3 4 5m

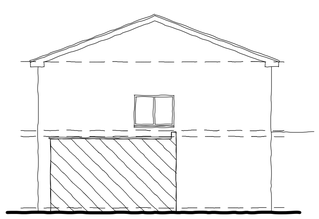

## Existing Side Elevation 1:100

0 1 2 3 4 5m

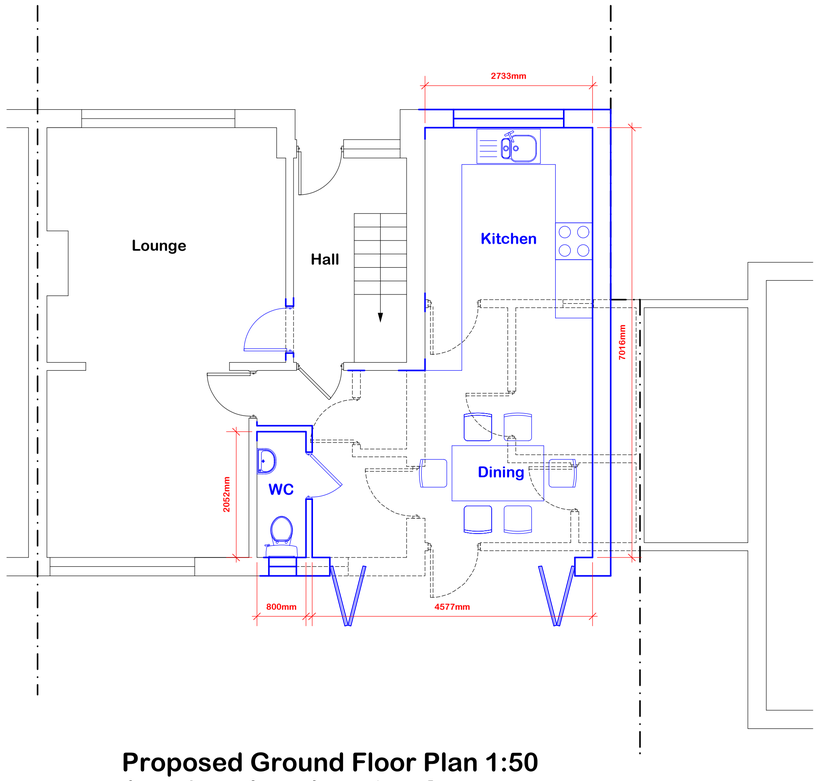


## Proposed Ground Floor Plan 1:50

0 1 2 3 4 5m

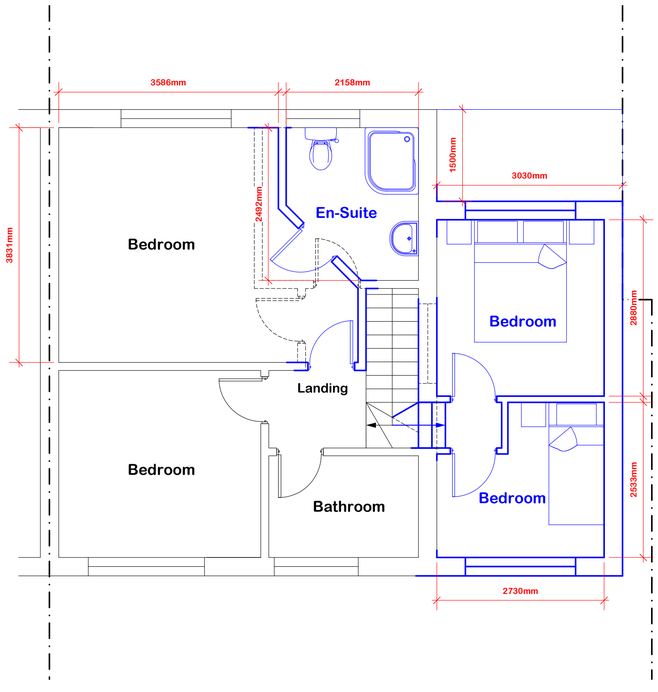


## Proposed First Floor Plan 1:50

0 1 2 3 4 5m

### Important Notes

it is the sole responsibility of the building owner to draw up all legal agreements with adjoining property owner to cover the over hanging of any fascias, guttering, foundations or any part of the building. mdt design can not be held responsible in any way whatsoever for any legal costs or other costs incurred through any neighborhood disputes.

it is the sole responsibility of the building owner to comply with the party wall act 1996 mdt design can not be held responsible in any way if non compliance is adopted.

use figured dimensions only.

all dimensions in millimetres only unless stated otherwise.

all clients and contractors to check all drawings and to verify all dimensions on site prior to works commencing. any discrepancies in dimensions or boundary locations are to be brought to the attention of mdt design immediately before any further works take place on site.

this drawing is the copyright of mdt design and may not be copied, altered or reproduced in any form or passed to a third party without the written consent of mdt design

Building Regulation Drawing Only

Drawing to be read in conjunction with Structural Engineer's details under separate cover. All Structural elements indicative in appearance only. Refer to Structural Engineer's report for detail & design of structural elements and connections. Contractor to determine installation heights of beams & padstones on site as required.

All setting out dimensions to be checked on site by contractor prior to starting work.

Work carried out before building regulation approval at client's own risk.

Specifications subject to change until building regulation (full plans) approval has been issued.

Client to contact Southern Water to accurately locate mains sewer positions, depthes and diameters, prior to any work commecing on site.

### revisions

project

**74 Devon Drive**
**Chandler's Ford**
**Eastleigh**
**Hampshire**
**SO53 3GH**

client

**Mr Swanborough & Miss Walker**

drawing

**Proposed Alterations**

stage

**Stage 1 - Survey**

**Stage 2 - Design**

| scale | date |
|---|---|
| **1:100 & 1:50@A1** | **March 2017** |

| job no._ | drwg no._ | revision |
|---|---|---|
| **2119/03_** | **01_** | **A** |

The Studio, 1A Portsmouth Road
Fishers Pond
Hampshire
SO50 7HF

T. 023 8069 3924
M. 07881 587261
E. info@mdtdesign.co.uk
W. www.mdtdesign.co.uk

MDT design.co.uk
architectural services