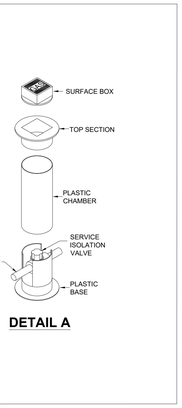


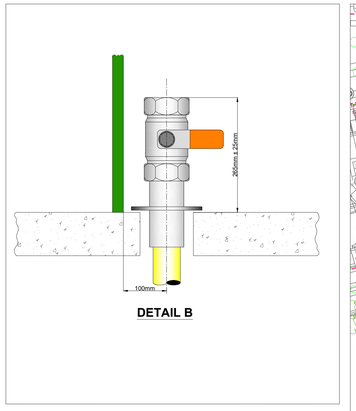
TYPICAL SECTION DETAIL FOOTWAY

TYPICAL SECTION DETAIL ROAD

FROM NODE	TO NODE	SIZE TYPE	LENG
10	05	315mm MDPE SDR17.6	361.0
10	10	315mm MDPE SDR17.6	45.0
10	15	315mm MDPE SDR17.6	59.2
05	05	315mm MDPE SDR17.6	11.6
35	45	90mm MDPE SDR17.6	53.9
45	15	63mm MDPE SDR11	46.1
50	55	90mm MDPE SDR17.6	21.8
50	56	90mm MDPE SDR17.6	52.8
55	45	90mm MDPE SDR17.6	67.1
60	30	315mm MDPE SDR17.6	7.4
62	60	250mm MDPE SDR17.6	16.0
62	63	90mm MDPE SDR17.6	7.2
65	70	90mm MDPE SDR17.6	11.5
65	66	250mm MDPE SDR17.6	83.0
65	110	250mm MDPE SDR17.6	17.0
70	70	63mm MDPE SDR11	44.1
80	70	90mm MDPE SDR17.6	7.6
80	80	63mm MDPE SDR11	62.4
80	90	63mm MDPE SDR11	41.9
90	100	63mm MDPE SDR11	51.9
90	90	63mm MDPE SDR11	22.4
100	106	63mm MDPE SDR11	63.7
110	110	250mm MDPE SDR17.6	26.2
115	116	63mm MDPE SDR11	4.4
120	125	250mm MDPE SDR17.6	27.5
125	126	250mm MDPE SDR17.6	33.6
135	140	250mm MDPE SDR17.6	27.8
140	145	180mm MDPE SDR17.6	43.9
143	143	180mm MDPE SDR17.6	26.1
145	150	63mm MDPE SDR11	43.1
150	151	250mm MDPE SDR17.6	45.8
155	200	125mm MDPE SDR17.6	53.4
160	165	63mm MDPE SDR11	29.5
165	170	63mm MDPE SDR11	47.4
165	180	63mm MDPE SDR11	45.0
170	175	63mm MDPE SDR11	29.1
175	170	63mm MDPE SDR11	59.1
180	190	63mm MDPE SDR11	48.5
185	180	63mm MDPE SDR11	38.7
190	200	63mm MDPE SDR11	51.7
190	195	63mm MDPE SDR11	59.4
200	210	90mm MDPE SDR17.6	56.6
215	215	90mm MDPE SDR17.6	43.4
220	225	125mm MDPE SDR17.6	40.3
220	215	125mm MDPE SDR17.6	56.6
225	230	90mm MDPE SDR17.6	42.6
225	235	90mm MDPE SDR17.6	41.6
230	240	63mm MDPE SDR11	17.0
240	245	63mm MDPE SDR11	61.8
240	250	63mm MDPE SDR11	58.9
250	255	90mm MDPE SDR17.6	47.5
250	260	63mm MDPE SDR11	51.6
260	265	63mm MDPE SDR11	57.2
265	260	63mm MDPE SDR11	42.1
270	275	63mm MDPE SDR11	29.4
275	270	90mm MDPE SDR17.6	60.8
275	280	63mm MDPE SDR11	58.2
280	285	90mm MDPE SDR17.6	46.8
280	290	90mm MDPE SDR17.6	30.1
290	295	90mm MDPE SDR17.6	29.1
295	300	90mm MDPE SDR17.6	17.0
305	310	180mm MDPE SDR17.6	31.7
310	315	180mm MDPE SDR17.6	31.7
315	315	63mm MDPE SDR11	42.9
315	320	90mm MDPE SDR17.6	58.2
320	325	63mm MDPE SDR11	58.1
325	330	63mm MDPE SDR11	44.9
330	330	180mm MDPE SDR17.6	11.6
335	335	63mm MDPE SDR11	26.2
335	340	63mm MDPE SDR11	35.9
340	345	63mm MDPE SDR11	43.9
345	350	63mm MDPE SDR11	42.2
350	355	63mm MDPE SDR11	19.1
355	360	63mm MDPE SDR11	27.7
360	365	63mm MDPE SDR11	14.3
365	365	63mm MDPE SDR11	38.1
365	370	63mm MDPE SDR11	43.6
365	415	63mm MDPE SDR11	18.2
400	405	180mm MDPE SDR17.6	52.8
405	400	180mm MDPE SDR17.6	25.9
410	415	125mm MDPE SDR17.6	19.2
415	420	90mm MDPE SDR17.6	39.7
420	425	90mm MDPE SDR17.6	17.0
430	435	63mm MDPE SDR11	22.0
435	435	63mm MDPE SDR11	43.1
435	440	63mm MDPE SDR11	18.2
440	435	90mm MDPE SDR17.6	38.2
440	445	63mm MDPE SDR11	31.6
450	440	90mm MDPE SDR17.6	39.2
450	450	90mm MDPE SDR17.6	42.2
460	455	90mm MDPE SDR17.6	33.3
460	460	90mm MDPE SDR17.6	42.3
470	475	180mm MDPE SDR17.6	33.1
475	470	180mm MDPE SDR17.6	43.2
475	480	63mm MDPE SDR11	37.6
480	480	180mm MDPE SDR17.6	43.0
480	485	63mm MDPE SDR11	49.0
485	490	63mm MDPE SDR11	38.4
490	495	63mm MDPE SDR11	29.7
500	505	63mm MDPE SDR11	41.2
505	500	90mm MDPE SDR17.6	41.4
510	515	90mm MDPE SDR17.6	41.4
515	520	90mm MDPE SDR17.6	39.2
520	525	90mm MDPE SDR17.6	39.2
525	530	90mm MDPE SDR17.6	39.2
530	535	90mm MDPE SDR17.6	39.2
535	540	90mm MDPE SDR17.6	42.7
540	545	63mm MDPE SDR11	14.2
545	545	63mm MDPE SDR11	42.7
550	555	90mm MDPE SDR17.6	28.4
560	565	125mm MDPE SDR17.6	59.9
565	570	90mm MDPE SDR17.6	21.6
570	575	90mm MDPE SDR17.6	23.9
575	580	90mm MDPE SDR17.6	42.6
580	585	90mm MDPE SDR17.6	42.6
590	595	90mm MDPE SDR17.6	42.6
593	585	90mm MDPE SDR17.6	40.0
595	600	90mm MDPE SDR17.6	42.6
600	605	90mm MDPE SDR17.6	37.9
610	605	90mm MDPE SDR17.6	30.4
615	620	90mm MDPE SDR17.6	42.6
620	630	63mm MDPE SDR11	55.8
625	630	315mm MDPE SDR17.6	1.5
640	635	250mm MDPE SDR17.6	56.0
640	645	250mm MDPE SDR17.6	41.9
645	640	250mm MDPE SDR17.6	40.2
645	650	250mm MDPE SDR17.6	42.2
650	655	250mm MDPE SDR17.6	67.0
650	660	250mm MDPE SDR17.6	58.2
660	665	90mm MDPE SDR17.6	36.6
665	670	63mm MDPE SDR11	29.8
675	665	63mm MDPE SDR11	59.1
680	685	63mm MDPE SDR11	44.9
680	685	125mm MDPE SDR17.6	31.6
685	690	125mm MDPE SDR17.6	40.5
695	700	125mm MDPE SDR17.6	34.9
695	705	125mm MDPE SDR17.6	37.3
700	695	125mm MDPE SDR17.6	32.6
705	710	125mm MDPE SDR17.6	43.2
705	710	125mm MDPE SDR17.6	24.8
710	715	63mm MDPE SDR11	41.2
720	715	125mm MDPE SDR17.6	40.2
720	725	125mm MDPE SDR17.6	34.9
730	735	125mm MDPE SDR17.6	39.2
735	740	125mm MDPE SDR17.6	39.2
740	745	63mm MDPE SDR11	43.9
745	745	63mm MDPE SDR11	43.9
750	750	125mm MDPE SDR17.6	19.2
760	770	250mm MDPE SDR17.6	28.2
765	765	63mm MDPE SDR11	32.6
765	765	63mm MDPE SDR11	64.7
770	775	250mm MDPE SDR17.6	28.2
775	780	125mm MDPE SDR17.6	28.8
780	785	125mm MDPE SDR17.6	28.8
785	1095	180mm MDPE SDR17.6	45.1
785	790	63mm MDPE SDR11	47.2
790	785	63mm MDPE SDR11	54.7
795	800	63mm MDPE SDR11	58.1
800	805	63mm MDPE SDR11	58.1
805	810	63mm MDPE SDR11	58.1
810	815	63mm MDPE SDR11	43.6
815	815	63mm MDPE SDR11	14.8
815	820	63mm MDPE SDR11	59.3
825	830	90mm MDPE SDR17.6	23.0
830	825	63mm MDPE SDR11	16.4
835	840	63mm MDPE SDR11	31.1
840	845	90mm MDPE SDR17.6	26.2
840	810	90mm MDPE SDR17.6	27.4
845	850	90mm MDPE SDR17.6	24.6
850	845	90mm MDPE SDR17.6	39.3
860	860	63mm MDPE SDR11	42.9
860	865	63mm MDPE SDR11	44.9
865	870	63mm MDPE SDR11	42.9
870	875	63mm MDPE SDR11	36.1
875	875	63mm MDPE SDR11	14.8
880	885	63mm MDPE SDR11	49.9
885	890	63mm MDPE SDR11	14.8
890	895	63mm MDPE SDR11	36.9
895	900	90mm MDPE SDR17.6	20.9
910	905	125mm MDPE SDR17.6	29.9
915	910	125mm MDPE SDR17.6	31.6
918	790	125mm MDPE SDR17.6	12.9
920	918	63mm MDPE SDR11	21.6
925	940	125mm MDPE SDR17.6	50.2
925	935	125mm MDPE SDR17.6	0.4
930	925	90mm MDPE SDR17.6	62.9
935	930	90mm MDPE SDR17.6	78.0
940	935	90mm MDPE SDR17.6	40.6
945	940	90mm MDPE SDR17.6	44.4
950	945	90mm MDPE SDR17.6	34.0
955	950	90mm MDPE SDR17.6	43.1
960	955	90mm MDPE SDR17.6	44.4
965	960	90mm MDPE SDR17.6	31.8
970	965	90mm MDPE SDR17.6	31.8
975	970	90mm MDPE SDR17.6	16.0
980	975	90mm MDPE SDR17.6	39.0
985	980	90mm MDPE SDR17.6	26.4
990	985	63mm MDPE SDR11	29.8
1000	995	125mm MDPE SDR17.6	20.9
1005	1010	125mm MDPE SDR17.6	41.0
1010	1005	125mm MDPE SDR17.6	31.6
1010	1015	63mm MDPE SDR11	28.6
1020	1025	63mm MDPE SDR11	29.6
1062	1060	63mm MDPE SDR11	34.2
1062	1065	63mm MDPE SDR11	34.2
1065	1070	63mm MDPE SDR11	34.2
1032	1042	63mm MDPE SDR11	68.4
1042	1045	63mm MDPE SDR11	22.8
1045	1035	125mm MDPE SDR17.6	29.9
1045	1050	125mm MDPE SDR17.6	29.9
1050	1055	125mm MDPE SDR17.6	29.8
1055	1060	63mm MDPE SDR11	39.9
1065	795	125mm MDPE SDR17.6	29.9
1065	1075	125mm MDPE SDR17.6	42.2
1070	1045	180mm MDPE SDR17.6	33.8
1070	1080	180mm MDPE SDR17.6	43.2
1080	1075	180mm MDPE SDR17.6	32.0
1080	1085	180mm MDPE SDR17.6	43.2
1082	1085	63mm MDPE SDR11	38.4
1085	1090	180mm MDPE SDR17.6	43.2
1100	1105	63mm MDPE SDR11	68.4
1105	1110	63mm MDPE SDR11	68.4
1110	1115	63mm MDPE SDR11	68.4
1110	1116	63mm MDPE SDR11	16.7
1116	1120	63mm MDPE SDR11	22.7
1120	1125	63mm MDPE SDR11	24.9
1125	1130	125mm MDPE SDR17.6	46.1
1135	1140	125mm MDPE SDR17.6	36.8
1140	1145	125mm MDPE SDR17.6	23.8
1145	1150	125mm MDPE SDR17.6	24.0
1150	1160	63mm MDPE SDR11	70.1
1155	1150	63mm MDPE SDR11	9.7
1165	1165	63mm MDPE SDR11	26.8



DETAIL A



DETAIL B

NOTES

ASSUMED METERS EXCLUDED FROM DESIGN.
TO BE INCLUDED ONCE LOCATION IS CONFIRMED.

UNAPPROVED CONSTRUCTION DRAWING

Notes:

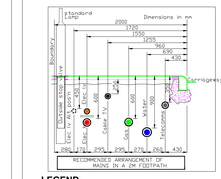
GENERAL
1. THIS DRAWING IS FOR PLANNING PURPOSES. CONSULT ALL UTILITY PLANS BEFORE ANY EXCAVATIONS.

2. THIS DRAWING DOES NOT INTEND TO IDENTIFY THE EXACT POSITION OF THE EXISTING APPARATUS, LOCATION OF THE EXISTING APPARATUS MUST IN ALL CASES BE IDENTIFIED BY CONSULTING THE RELEVANT NETWORK OWNERS IN THE AREA..

SITE LAYOUT
THIS DRAWING IS BASED UPON THE LATEST LAYOUT PROVIDED BY THE DEVELOPER: DWG 'BELL201131 SL01 1'.

INTERNAL GAS METERS
1. WHERE A GAS METER AND ITS ASSOCIATED FITTINGS CANNOT BE FITTED MORE THAN 150mm FROM AN ELECTRICITY METER/ELECTRICAL APPARATUS OR MORE THAN 25mm AWAY FROM THE ELECTRICITY SUPPLY AND DISTRIBUTION CABLES, A FIRE RESISTANT PARTITION MADE OF AN ELECTRICALLY INSULATING MATERIAL SHALL BE PLACED BETWEEN THEM.

2. THE SEPARATION DISTANCES ARE CONSISTENT WITH BS 6891. EVERY EFFORT SHOULD BE MADE TO ENSURE THAT THESE SEPARATION DISTANCES ARE ACHIEVED INSTEAD OF RELYING ON THE USE OF INSULATING MATERIAL.



LEGEND

- NHP EXISTING MAIN
- LHP EXISTING MAIN
- IP EXISTING MAIN
- IP PROPOSED MAIN
- MP EXISTING MAIN
- MP PROPOSED MAIN
- LP EXISTING MAIN
- LP PROPOSED MAIN
- LP PROPOSED DUCTED SERVICE
- ELECTRIC 11kV EXISTING CABLE
- ELECTRIC LV EXISTING CABLE
- CAP END
- REDUCER
- 05 NETWORK NODE
- BI BUILT IN METER BOX
- MB MULTI BOX
- XX ASSUMED METER LOCATION
- GAS CABINET
- VALVE L/P
- VALVE M/P
- A ABANDON

HAZARD WARNING TABLE

- 1 HIGH VOLTAGE ELECTRIC MAIN
- 2 LOW VOLTAGE ELECTRIC MAIN
- 3 HIGH VOLTAGE AND LOW VOLTAGE ELECTRIC MAIN
- 4 LOW VOLTAGE ELECTRIC MAIN
- 5 LOW VOLTAGE ELECTRIC MAIN
- 6 HIGH VOLTAGE ELECTRIC MAIN
- 7 HIGH VOLTAGE ELECTRIC MAIN

REV.	DESCRIPTION:	BY:	STATUS:	DATE:
16	MAIN REROUTED AS PER DRAINAGE CLASHES & MISSING METERS ADDED(VO2201)	ML	UNAPP.	16/08/23
15	GAS MAIN NODES 50-56 EXTENDED & PLOTS ADDED (VO-2185)	EG	UNAPP.	08/08/23
14	PLOT 630 SERVICE ADDED (VO2098)	MC	UNAPP.	24/07/23
13	MAIN SLIGHTLY RELOCATED INTO FOOTWAY (VO2058)	MC	UNAPP.	29/06/23
12	PLOT 332 METER RELOCATED (VO1717)	MC	UNAPP.	04/04/23
11	TEE's NOTES AMENDED	MC	APP.	13/01/23
10	ASSUMED SERVICES & METERS REMOVED	MC	APP.	09/01/23
09	GASWORKS TABLE UPDATED	MC	UNAPP.	13/12/22
08	NEW SYMBOL ADDED FOR GAS SERVICES PROPERTIES TO BE INSPECTED AND LEGEND AMENDED ACCORDINGLY	JS	UNAPP.	17/11/22
07	NEW LAYOUT (VO-1374) & 2xPLOTS SUPPLIES AMENDED	MC	UNAPP.	28/10/22
06	NEW 90mm ENTRY POINT FOR LOCAL CENTER(VO1305)	MC	APP.	07/09/22
05	MAIN ROUTE & SCHEDULE AMENDED (VO-00001266)	MC	APP.	12/07/22
04	ASSUMED GAS SERVICES EXCLUDED	JNA	APP.	22/02/22
03	GAS CABINET, SIV, NOTE AND DETAILS ADDED, MAIN SIZE, MAINS AND SERVICE ROUTES, NODES, MB LOCATION, GASWORKS AND SCHEDULE AMENDED.	JNA	UNAPP.	03/02/22
02	SGN REF, AND MAINS ADDED, CSEP, MAIN SIZE AT NODE 845-850, FITTINGS, NOTES, NODES, SERVICES, SCHEDULE AND GASWORKS AMENDED	JNA	UNAPP.	11/01/22
01	HAZARD ADDED, POC, CONNECTIONS, REDUCERS, NOTES, SCHEDULE AND SCALE AMENDED	JNA	UNAPP.	21/12/21
00	FIRST DRAFT	JNA	UNAPP.	22/11/21

SGN: P22153234 + P22153206
LMAM: ASSET021944

CONNECT IT UTILITY CONNECTIONS www.clus.co.uk

CLIENT DETAILS:
BELLWAY HOMES LTD (WESSEX)
EMBANKMENT WAY
CASTLEMAN BUSINESS CENTRE
RINGWOOD, HAMPSHIRE
BH24 1EU

SITE:
WINCHESTER ROAD, BOORLEY GREEN, SOUTHAMPTON, HAMPSHIRE SO32 2SZ

TITLE:
GAS CONSTRUCTION PLAN 2/2

SCALE AT A0:	DATE:	DRAWN:	CHECKED:
1:1000	22/11/21	JNA	DCI
DRAWING NO:		OUR NO:	REVISION:
MU2190-G002		MU2190	16

MATERIAL SPECIFICATION			
MATERIAL	ITEM	SPEC	TITLE
POLYETHYLENE	PIPE	GIS/PL2 PART 1	PART 1 - PIPES FOR USE AT PRESSURES UP TO 5.5 BAR
		GIS/PL2 PART 8	PART 8 - PIPES FOR USE AT PRESSURES UP TO 7 BAR
		GIS/PL2 PART 4	PART 4 - FUSION FITTINGS WITH INTEGRAL HEATING ELEMENTS, CLASS B - UP TO 5.5 BAR, CLASS C - UP TO 7 BAR
	FITTINGS	GIS/PL2 PART 6	PART 6 - SPIGOT END FITTINGS FOR ELECTROFUSION AND/OR BUTT FUSION PURPOSES, CLASS B - UP TO 5.5 BAR, CLASS C - UP TO 7 BAR
		T/SP/PL/3	SELF ANCHORING MECHANICAL FITTINGS, CLASS A - UP TO 32mm DIAMETER AND 75mbar, CLASS B - UP TO 5.5 BAR, CLASS C - UP TO 7 BAR
	VALVES	T/SP/V/7 PART 2	PART 2 PLASTIC BODIED VALVES OF SIZES UP TO 180mm SUITABLE FOR OPERATION UP TO 5.5 BAR
PLEASE REFER TO https://www.bsigroup.com/en-GB/Product-Directory/ TO IDENTIFY THE GAS INDUSTRY SPECIFICATION THE FITTING HAS BEEN TESTED TO.			

MAINS STANDARD REQUIREMENTS							
DIAMETER OF MAIN		63mm	90mm	125mm	180mm	250mm	315mm
NOMINAL EXCAVATION WIDTH		350mm	400mm	400mm	500mm	600mm	600mm
PIPE BED AND SURROUND (COMPACTED)		50mm	75mm	75mm	100mm	150mm	150mm
MINIMUM DUCT SIZES FOR PE INSERTION BS 4962 STANDARD FOR PLASTIC DUCTING		100mm	150mm	200mm	250mm		
GAS MAINS MINIMUM DEPTH OF COVER BY LOCATION	CARRIAGEWAYS	0.75m	0.75m	0.75m	0.75m	0.75m	0.75m
	FOOTWAYS	0.60m	0.60m	0.60m	0.60m	0.60m	0.60m
	VERGES	0.75m	0.75m	0.75m	0.75m	0.75m	0.75m
MOPs ≤ 7 BARS	OPEN FIELDS	1.10m	1.10m	1.10m	1.10m	1.10m	1.10m
GAS 32mm SERVICES MINIMUM DEPTH OF COVER MOPs ≤ 7 BARS	PRIVATE GROUND	0.375m					
	FOOTWAY/ROAD	0.450m					

SCHEDULE

DIAMETER OF PIPE	PIPE MATERIAL	SDR RATING	LENGTH (m)	NUMBER OF FITTINGS		
				EQUAL TEE's	REDUCER's	CAP END's
63mm PE	PE 80	SDR11	2299	4	-	48
90mm PE	PE 80	SDR17.6	2776	20	29	12
125mm PE	PE 80	SDR17.6	2044	20	37	-
180mm PE	PE 80	SDR17.6	700	12	25	-
250mm PE	PE 80	SDR17.6	488	10	15	-
315mm PE	PE 80	SDR17.6	511	4	5	-
			TOTAL	71	111	62