VILLAGE HOTEL - EASTLEIGH

PROPOSED ELEVATIONS

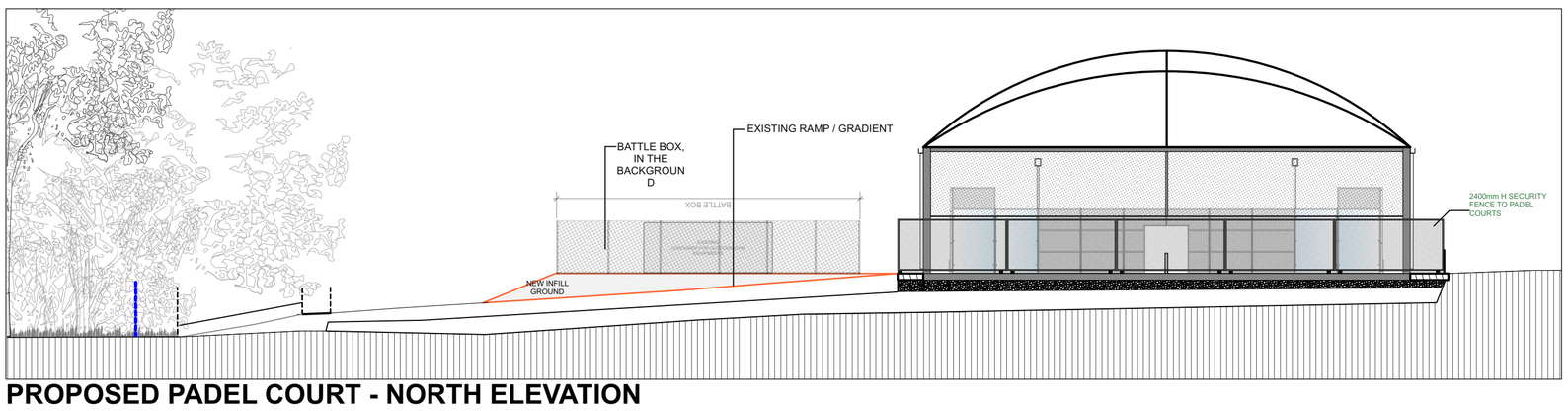

PROPOSED PADEL COURT - NORTH ELEVATION
Scale 1:200 @ A1

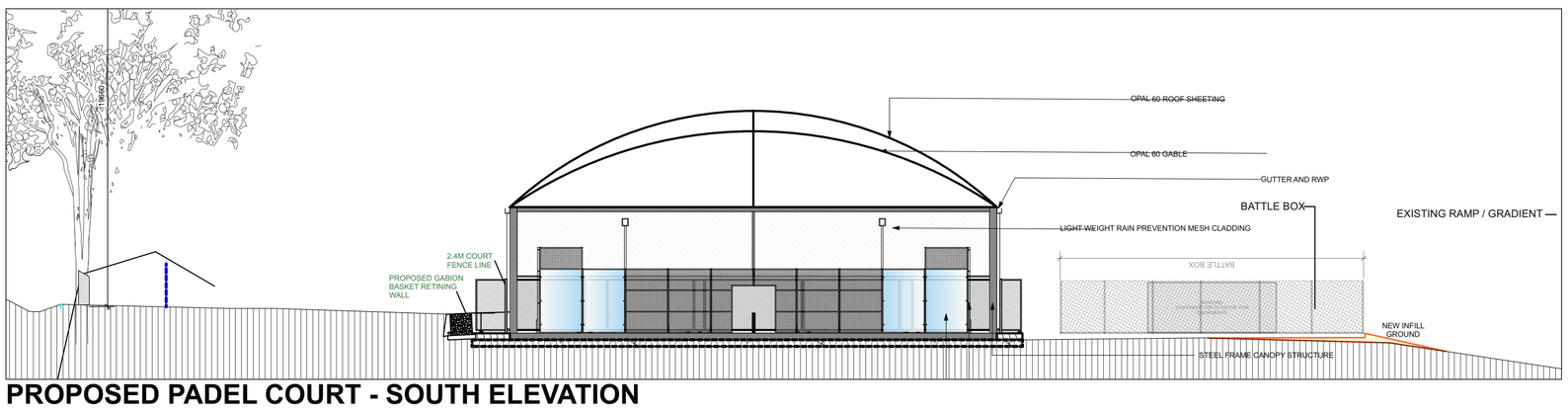

PROPOSED PADEL COURT - SOUTH ELEVATION
Scale 1:200 @ A1

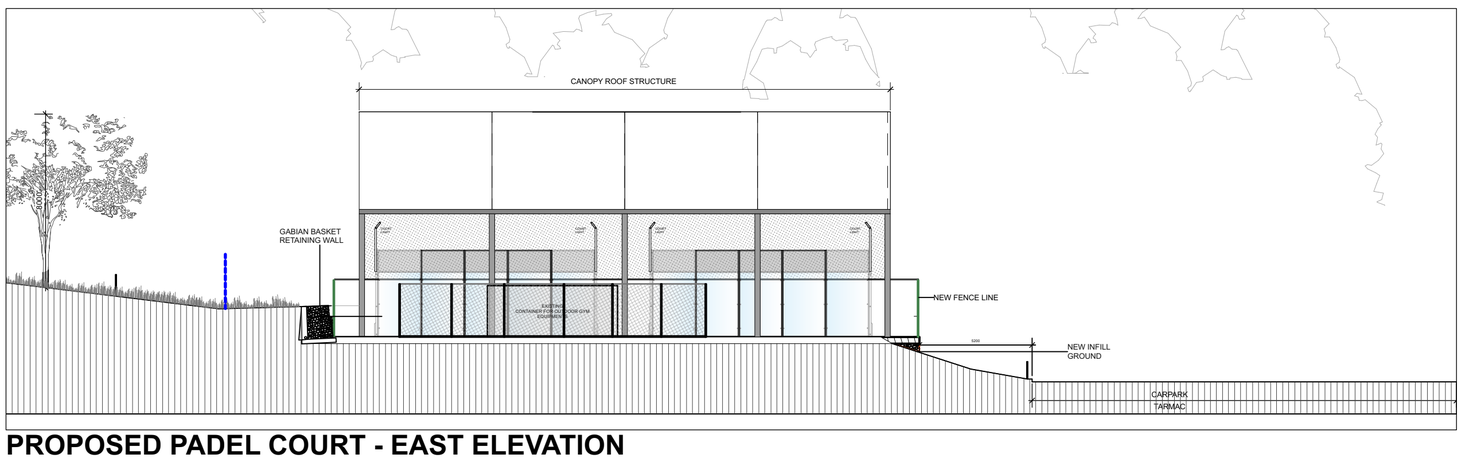

PROPOSED PADEL COURT - EAST ELEVATION
Scale 1:200 @ A1

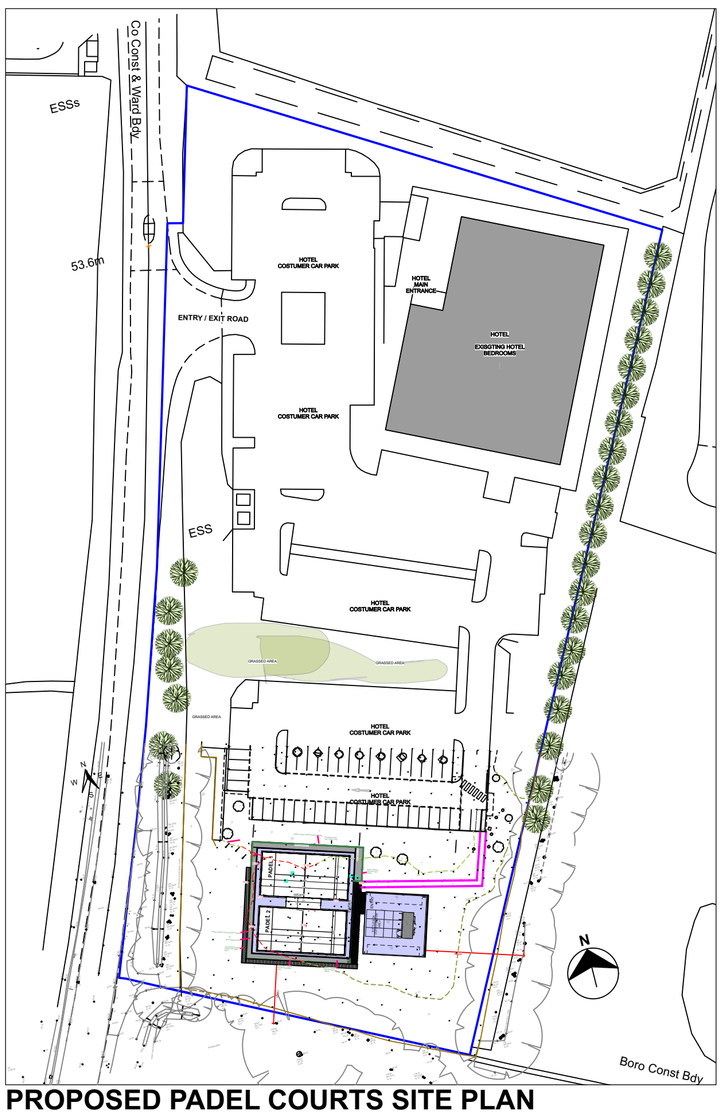

PROPOSED PADEL COURTS SITE PLAN
Scale 1:1000 @ A1

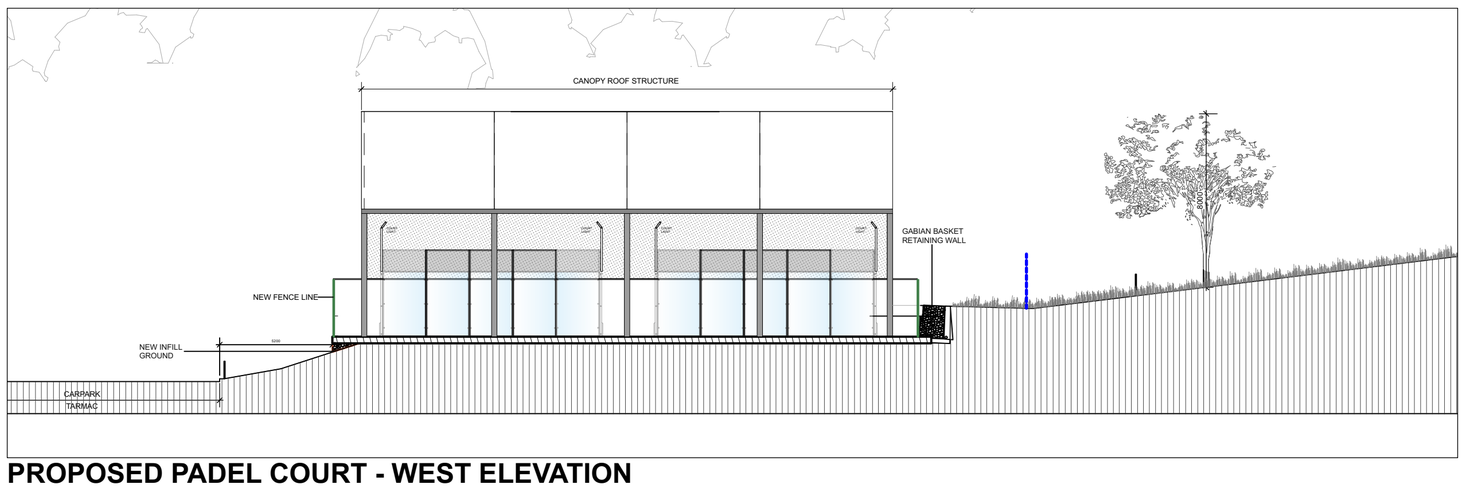

PROPOSED PADEL COURT - WEST ELEVATION
Scale 1:200 @ A1

SCALE BAR 1:200
2M 10M 20M

SCALE BAR 1:1000
0 10m 20m 30m 40m 50m 100m

N

SIZE: A1

424/24/4 **414B**

PLANNING

NOTES

DO NOT SCALE FROM THIS DRAWING. ALL DIMENSIONS TO BE VERIFIED ON SITE PRIOR TO ANY SHOP OR SITE WORKS BEING COMMENCED. ANY DISCREPANCIES TO BE REPORTED TO THE DESIGNER BEFORE ANY WORK IS PUT IN HAND.

COPYRIGHT RESERVED - ARKA OWNS THE COPYRIGHT OF THIS DRAWING WHICH MUST NOT BE REPRODUCED IN WHOLE OR PART WITHOUT THE WRITTEN PERMISSION OF ARKA

THIS DRAWING IS TO BE READ IN CONJUNCTION WITH RELEVANT CONSULTANT'S & SPECIALIST'S DRAWINGS, DETAILS, SCHEDULES AND SPECIFICATIONS

ALL CONSULTANTS AS LISTED BELOW SHOULD CO-ORDINATE THEIR DESIGNS IN ACCORDANCE WITH ARKA DRAWINGS

- ARCHITECT
- STRUCTURAL ENGINEER
- M&E SERVICES AND LIGHTING SPECIALIST
- KITCHEN SPECIALIST
- AUDIO VISUAL & I.T CONSULTANT
- LIFE AND SAFETY

IT IS THE RESPONSIBILITY OF THE LEAD ARCHITECT TO ENSURE THAT THE DESIGN COMPLIES WITH LOCAL REGULATION STANDARDS AS REQUIRED

ALL SITE SIZES TO BE CONFIRMED BY CONTRACTOR PRIOR TO MANUFACTURE. FIGURED DIMANSIONS ARE TO BE USED IN PREFERENCE TO SCALES

CONTRACTOR TO SUPPLY FULL SHOP DRAWINGS AND MATERIAL SUBMITTALS WITH SPECIFIC REFERENCE PRIOR TO MANUFACTURE.

ARKA™

SPORTIVA

Rev	Date	Description	By
A	030425	RED LINE BOUNDARY AMENDED	AS
B	100825	ELEVATIONS UPDATED	AS/SN

Project Number	424/24/4
Drawing Number	414
Revision	B
Date Created	20-2-2025
Drawn by	SN
Checked by	CS/
Scale	1:200 1:1000@ A1
Note	

Project	VILLAGE HOTEL PADEL - EASTLEIGH
Client	VILLAGE HOTELS
Title	PROPOSED PADEL COURT ELEVATIONS

www.arka.co