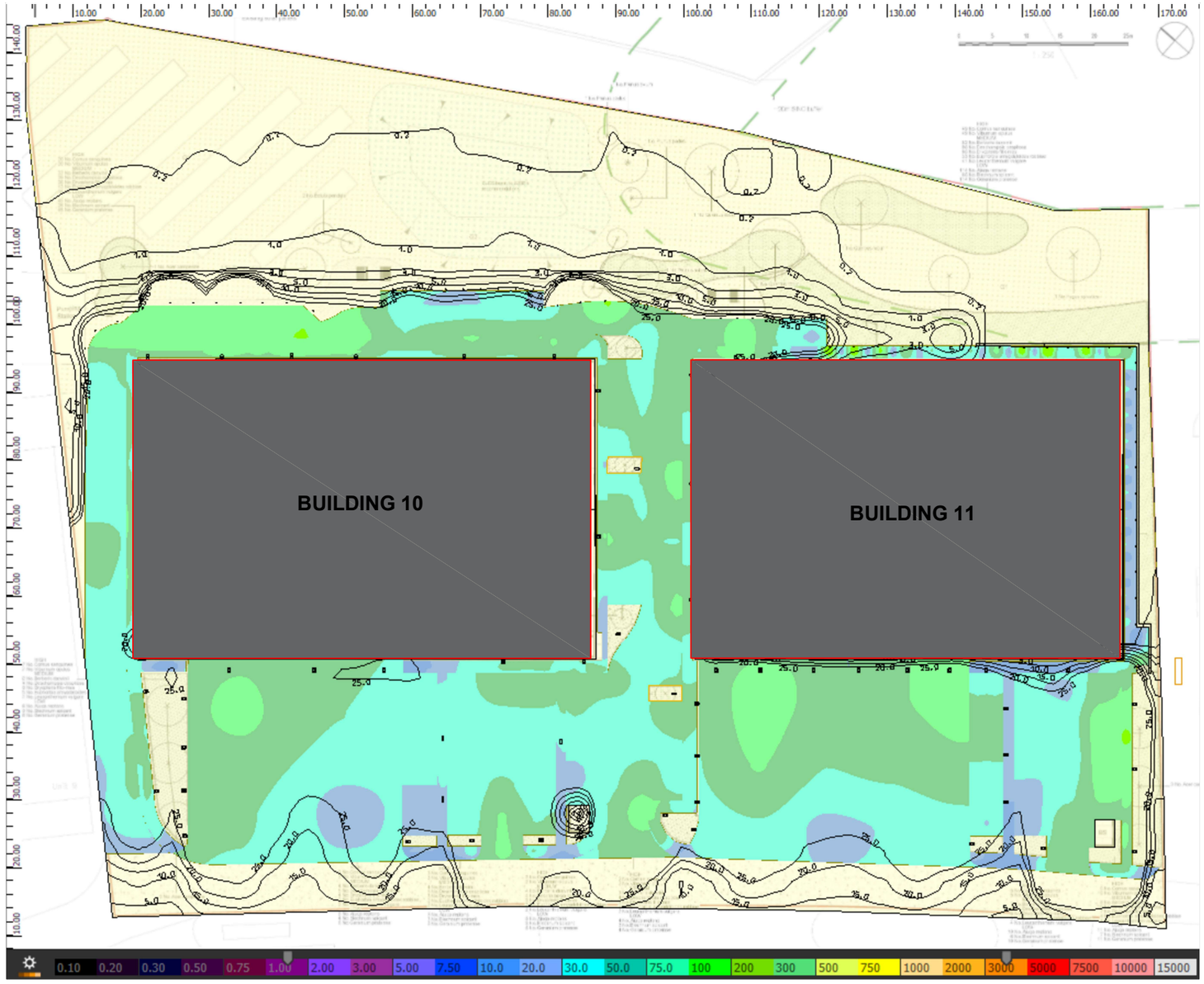

Lighting Calculation Outputs			
Zone	Average Lux (Em)	Uniformity	Pass/Fail
Footpath 1	21.8 lx	0.58	Pass
Footpath 2	53.1 lx	0.25	Pass
Footpath 3	48.5 lx	0.35	Pass
Loading Bay 1	51.8 lx	0.50	Pass
Loading Bay 2	58.4 lx	0.44	Pass
Parking 1	49.4 lx	0.68	Pass
Parking 2	33.5 lx	0.76	Pass
Parking 3	46.4 lx	0.64	Pass
Parking 4	50.8 lx	0.48	Pass
Road 1	55.1 lx	0.46	Pass

Maintenance Note:

To maintain the designed lighting performance and power output ratio, the lamps and luminaires should be cleaned at least once every 6 months to remove dust, dirt, and debris build-up. Regular cleaning is important as accumulated dust on the luminaire body, lens, or diffuser can reduce light output and may affect the achieved lux levels, uniformity, and overall lighting compliance. A 6-monthly cleaning regime should therefore be included as part of the site maintenance schedule.

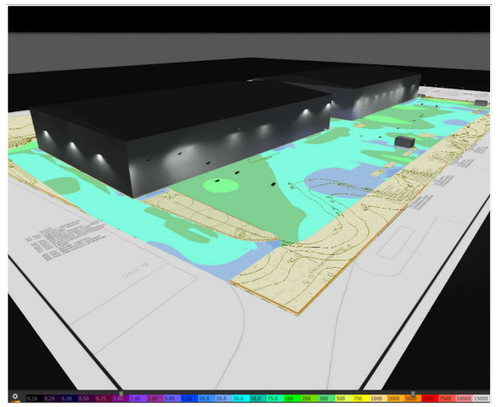

3D View of the Isolux plan - View from Main road

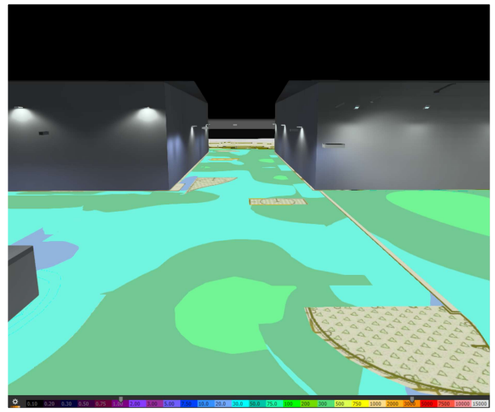

3D View of the Isolux plan - View from centre road between buildings

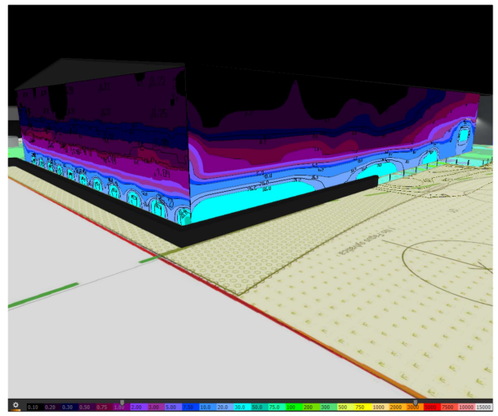

3D View of the Isolux plan - View from rear side of building 11

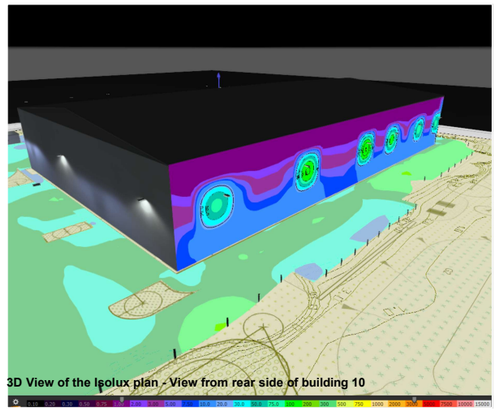

3D View of the Isolux plan - View from rear side of building 10

Notes

This drawing and the building works depicted are the copyright of Envision and may not be reproduced or amended except by written permission. No liability will be accepted for amendments made by other persons.

The contractor is to check and verify all building and site dimensions, levels and sewer invert levels at connection points before work starts. The Contractor is to comply in all respects with current building legislation, British standard specifications, building regulations, construction (design & management) regulations, party wall act, etc. whether or not specifically stated on this drawing. This drawing must be read with and checked against all relevant engineers and architects drawings and all other specialist documentation provided.

Sketch proposals are for illustrative purposes only & as such are subject to detailed site investigation including ground conditions / contaminants, drainage, design & planning / density negotiations. Sketch proposals may be based upon enlargements of OS sheets & visual estimations of existing site features, accuracy will therefore need to be verified by survey. Sketch proposals have not been considered in respect of CDM regulations.

Do not scale. Work to given dimensions only.

This drawing is a single service drawing showing the concept design. This drawing is not a co-ordinated working/installation drawing and should not be used as such. Any Contractor using this drawing as a working/installation drawing does so at his own risk.

Status

☐ Preliminary ☐ For Comment ☐ For Approval
☒ For Information ☐ For Tender ☐ For Contract
☐ For Record Purposes

Revision

Ref	Details	Drn	Chk'd	Date
A	External Lighting Layout	AA	CD	31 JUL 2026
B	External Lighting Layout	HG	CD	04 SEP 2026
C	External Lighting Layout	HG	CD	18 SEP 2026
D	External Lighting Layout	HG	CD	05 NOV 2026

Client/Project

CHALCROFT

Lighting Consultant

envision
8-9 Stephen Mews
Fitzrovia
London
W1T 1AF
T: 0207 4860680

Drawing Title

Proposed Isolux Plan
Chalcroft Phase 2

Scale

5 m 10 m 20 m

All Dims in Metre

Drawing number : ESL 26-0945 / 007 — Sheet 1 of 1

Drawn/CAD	Engineer	Date	Revision
HG	CD	05 NOV 2026	D