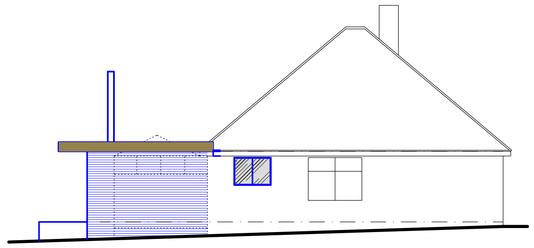

Proposed Side Elevation 1:100

0 1 2 3 4 5m

© MDT Design

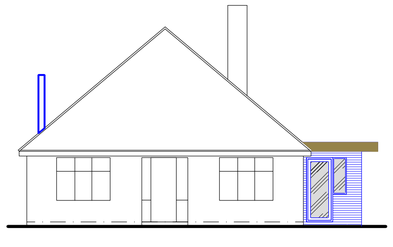

Proposed Front Elevation 1:100

0 1 2 3 4 5m

© MDT Design

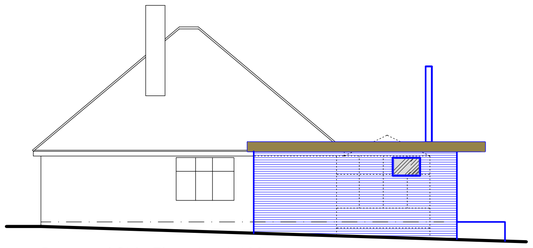

Proposed Side Elevation 1:100

0 1 2 3 4 5m

© MDT Design

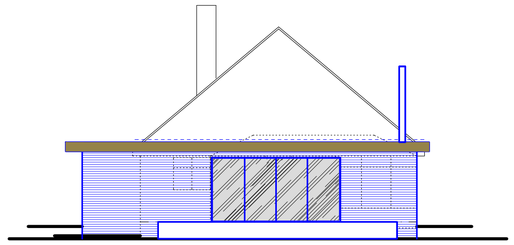

Proposed Rear Elevation 1:100

0 1 2 3 4 5m

© MDT Design

Existing Side Elevation 1:100

0 1 2 3 4 5m

© MDT Design

Existing Front Elevation 1:100

0 1 2 3 4 5m

© MDT Design

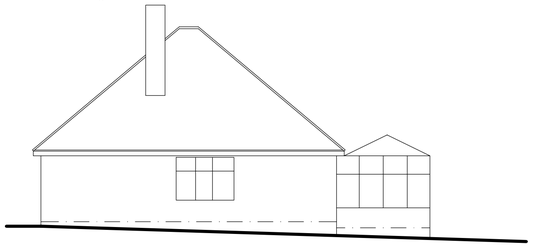

Existing Side Elevation 1:100

0 1 2 3 4 5m

© MDT Design

Existing Rear Elevation 1:100

0 1 2 3 4 5m

© MDT Design

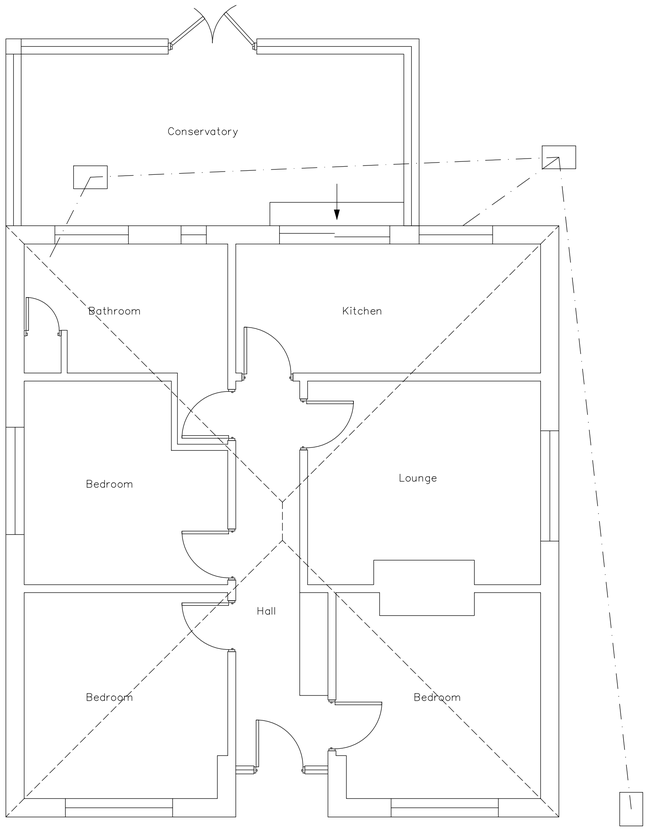

Existing Ground Floor Plan 1:50

0 1 2 3 4 5m

© MDT Design

IMPORTANT NOTE

DIMS TO BE CHECKED ON SITE PRIOR TO ANY MANUFACTURE OR INSTALLATION

WOOD BURNER AND FLUE SYSTEM TO SPECIALIST DESIGN, DETAILS AND SPECIFICATIONS ACCORDING TO MANUFACTURER SELECTED BY CLIENT TO BE INSTALLED BY HETAS REGISTERED INSTALLER.

BATTERY OPERATED CARBON MONOXIDE ALARM TO BS EN 50291:2001 TO BE FITTED.

A NOTICE PLATE IS TO BE PROVIDED SHOWING THE POSITION OF THE HEARTH AND/OR FLUE AND LISTING THE ESSENTIAL INFORMATION ABOUT THE MATERIALS USED, SUCH AS THE MANUFACTURER AND THE FLUE DIAMETER.

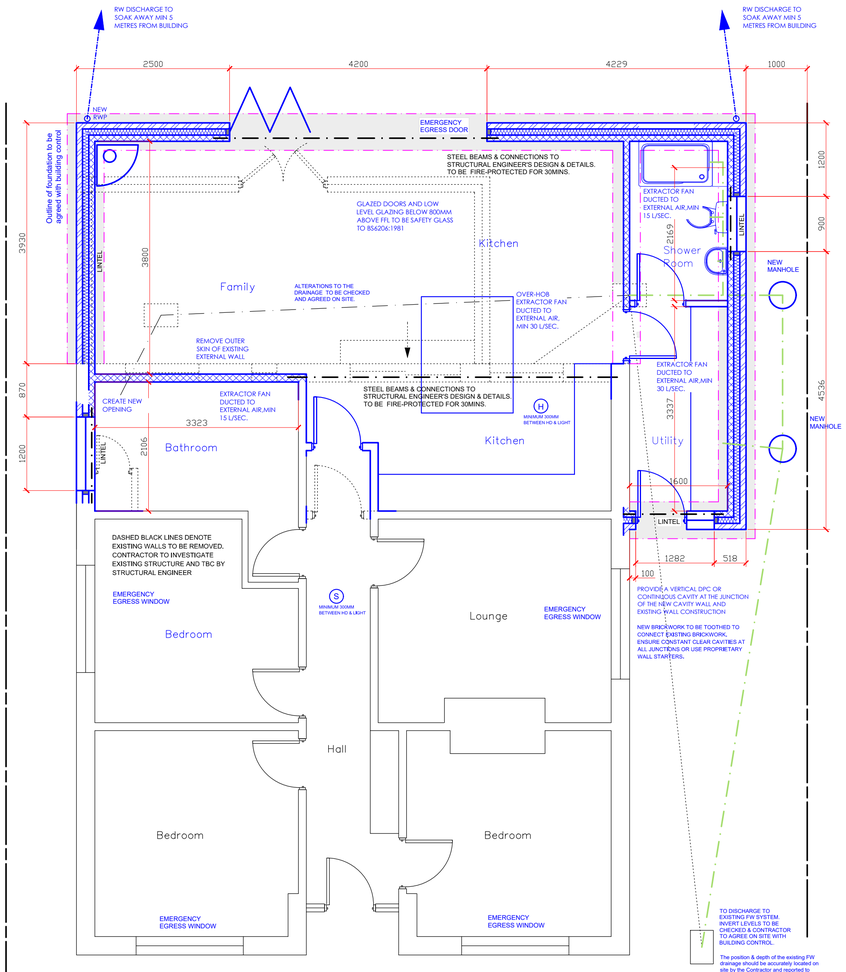

Proposed Ground Floor Plan 1:50

0 1 2 3 4 5m

© MDT Design

GENERAL KEY

BLR	= Boiler
S / H	= Smoke or Heat detector
GP	= Gas Point
RWP	= Rain water pipe
BIG	= Back inlet gulley
OWT	= Outside water tap
SVP	= Soil vent pipe

WALLING KEY

- Face Brickwork
- 'Tarmac Toplite GTI' insulating 2.9N/mm2 blockwork
- 'Tarmac Topcrete' Concrete Block
- Thermal insulation
- Timber studwork with acoustic insulation

Important Notes

IT IS THE SOLE RESPONSIBILITY OF THE BUILDING OWNER TO DRAW UP ALL LEGAL AGREEMENTS WITH ADJOINING PROPERTY OWNERS TO COVER THE OVER HANGING OF ANY FASCIAS, GUTTERING, FOUNDATIONS OR ANY PART OF THE BUILDING. MDT DESIGN MAY NOT BE HELD RESPONSIBLE IN ANY WAY FOR ANY LEGAL COSTS OR OTHER COSTS INCURRED THROUGH NEIGHBOURHOOD DISPUTES.

IT IS THE SOLE RESPONSIBILITY OF THE BUILDING OWNER TO COMPLY WITH THE PARTY WALL ACT 1996. MDT DESIGN CAN NOT BE HELD RESPONSIBLE IN ANY WAY IF NON- COMPLIANCE IS ADOPTED.

USE FIGURED DIMENSIONS ONLY. ALL DIMENSIONS IN MILLIMETRES UNLESS OTHERWISE STATED.

ALL CLIENTS AND CONTRACTORS TO CHECK ALL DRAWINGS AND TO VERIFY ALL DIMENSIONS ON SITE PRIOR TO WORKS COMMENCING. ANY DISCREPANCIES IN DIMENSIONS OR BOUNDARY LOCATIONS ARE TO BE BROUGHT TO THE ATTENTION OF MDT DESIGN IMMEDIATELY, BEFORE ANY FURTHER WORKS TAKE PLACE ON SITE.

THIS DRAWING REMAINS THE COPYRIGHT OF MDT (SOUTHERN) LTD AND MAY NOT BE COPIED, ALTERED OR REPRODUCED IN ANY FORM OR PASSED TO A THIRD PARTY WITHOUT THE WRITTEN CONSENT OF MDT DESIGN

BUILDING REGULATION DRAWING ONLY

DRAWING TO BE READ IN CONJUNCTION WITH STRUCTURAL ENGINEER'S DETAILS UNDER SEPARATE COVER. ALL STRUCTURAL ELEMENTS INDICATIVE IN APPEARANCE ONLY. REFER TO STRUCTURAL ENGINEER'S REPORT FOR DETAIL & DESIGN OF STRUCTURAL ELEMENTS AND CONNECTIONS. CONTRACTOR TO DETERMINE INSTALLATION HEIGHTS OF BEAMS & PADSTONES ON SITE AS REQUIRED.

ALL SETTING OUT DIMENSIONS TO BE CHECKED ON SITE BY CONTRACTOR PRIOR TO STARTING WORK.

WORK CARRIED OUT PRIOR TO RECEIPT OF BUILDING REGULATION 'FULL PLANS' APPROVAL AT CLIENT'S OWN RISK.

SPECIFICATIONS SUBJECT TO CHANGE UNTIL BUILDING REGULATION 'FULL PLANS' APPROVAL HAS BEEN ISSUED.

CLIENT TO CONTACT SOUTHERN WATER TO ESTABLISH ANY POTENTIAL SEWERS WITHIN OR CLOSE TO THE SITE BOUNDARIES AND TO ACCURATELY LOCATE MAINS SEWER POSITIONS, DEPTHS AND DIAMETERS, PRIOR TO ANY WORK COMMENCING ON SITE.

FOLLOWING BUILDING CONTROL 'FULL PLANS' APPROVAL (INCLUDING CONDITIONAL APPROVAL), ALL RESPONSIBILITIES IN RELATION TO 'Construction (Design and Management) Regulations 2015 (CDM 2015)' ARE DEEMED TO BE PASSED TO THE 'PRINCIPAL CONTRACTOR' APPOINTED BY THE CLIENT. MDT DESIGN CANNOT BE HELD RESPONSIBLE THEREAFTER FOR ANY FAILURE OF THE CONTRACTOR TO ABIDE BY THE REGULATIONS.

Specifications & Layouts Subject To Change Until Building Regulation (Full Plans) Approval Has Been Issued

revisions

project

141 Sandy Lane
Fair Oak
Eastleigh
Hampshire
SO50 8GF

client

Mr & Mrs Parker

drawing

Proposed Alterations

stage

Stage 4 - Building Regulations

scale	date
1:100 & 1:50@A1	**February 2023**

job no._	drwg no._	revision
3035/02_	**10_**	**D**

The Studio, 1A Portsmouth Road
Fishers Pond
Hampshire
SO50 7HF

T. 023 8069 3924
M. 07881 587261
E. info@mdtdesign.co.uk
W. www.mdtdesign.co.uk

MDT design.co.uk
architectural services