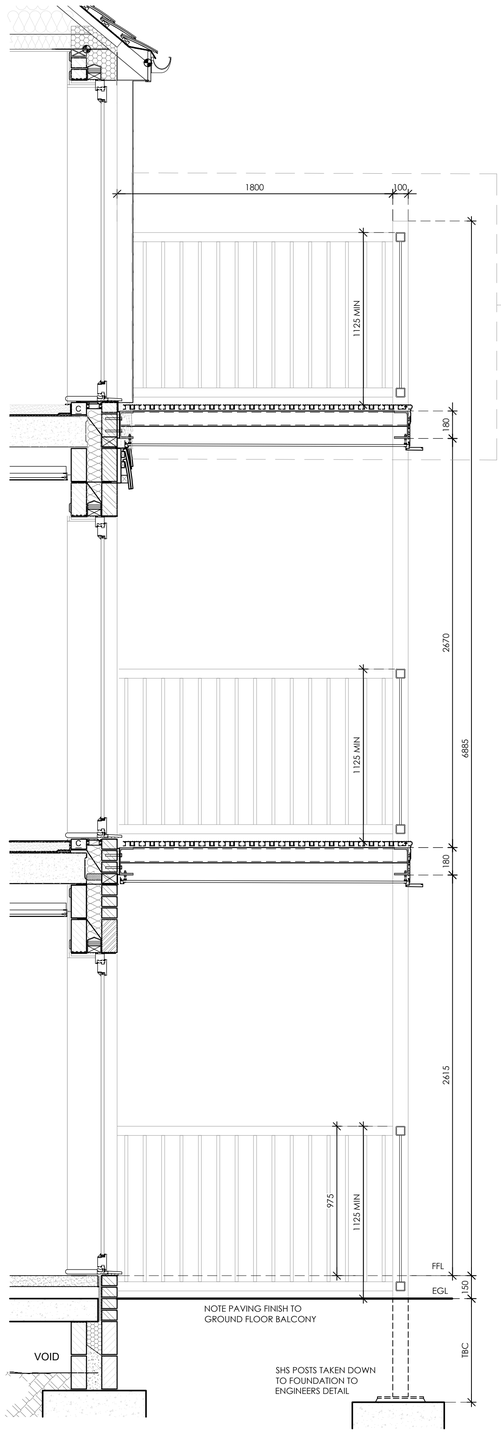
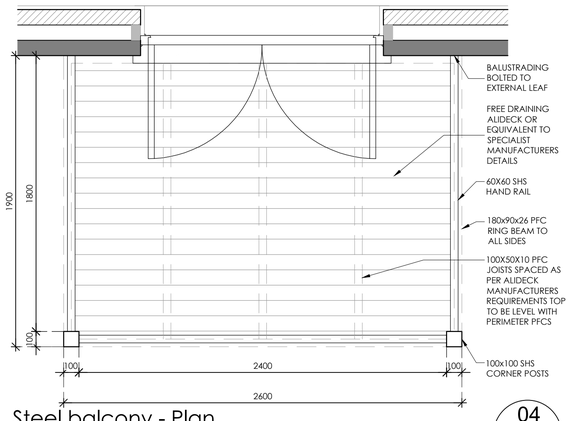


Steel balcony - Section A-A

SCALE 1:20

01 CD10



Steel balcony - Plan

SCALE 1:20

04 CD10

Fixing requirements for rear balcony PFC steels to main structure:

3.6N blockwork
- M10 RAWL R-KEM II with Threaded Rods for Masonry.
- Min. 20 No. fixings spaced at 225mm centres, with two rows of anchors offset by 112.5mm.

Solid brick
- M10 RAWL R-KEM II with Threaded Rods for Masonry.
- Min. 12 No. fixings. The same hole spacings can be used as with the blockwork (225mm centres, with two rows of anchors offset by 112.5mm), but every third fixing can be missed.

Notes:

1. All steelwork including connections to be:
- galvanised to a min rate of 710g/m². All in accordance with NHBC 6.5-S3 - Either power coated or site painted Grey RAL 7015.

2. Steel balustrading as per specialist fabricators designs.

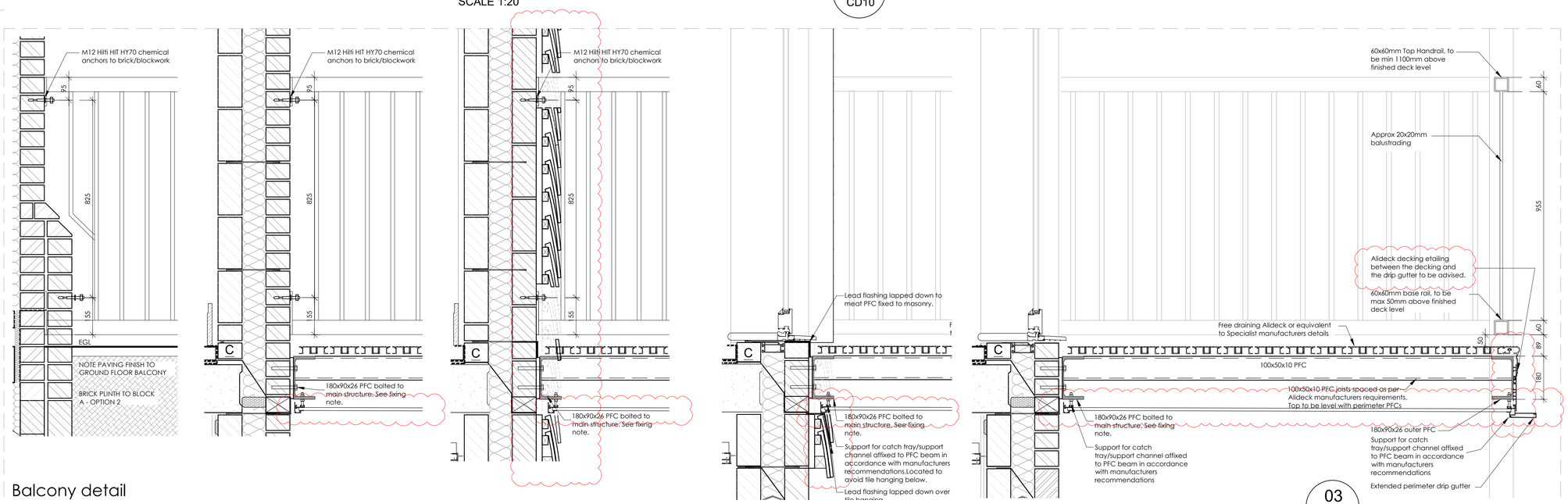
3. All guarding & balustrading must resist horizontal forces given in BS 6399.

4. All steel work to be in accordance with structural engineers requirements and specialist fabrication details.

5. Ensure there are no gaps in balustrading so that a sphere of 99mm can pass through.

© This drawing and the works depicted contains information that is the copyright of Carlton Design Partnership Ltd. This drawing may also contain copyrighted information of third parties. This drawing or part thereof may not be reproduced, re-used or altered except with the written permission of the originators. No liability will be accepted for amendments made by third parties. Scaled measurements must not be taken from this drawing, other than for planning purposes. Any discrepancy or disparity must be notified to the originator in writing. This drawing may contain Ordnance Survey Data that is subject to Crown Copyright. All Rights reserved.

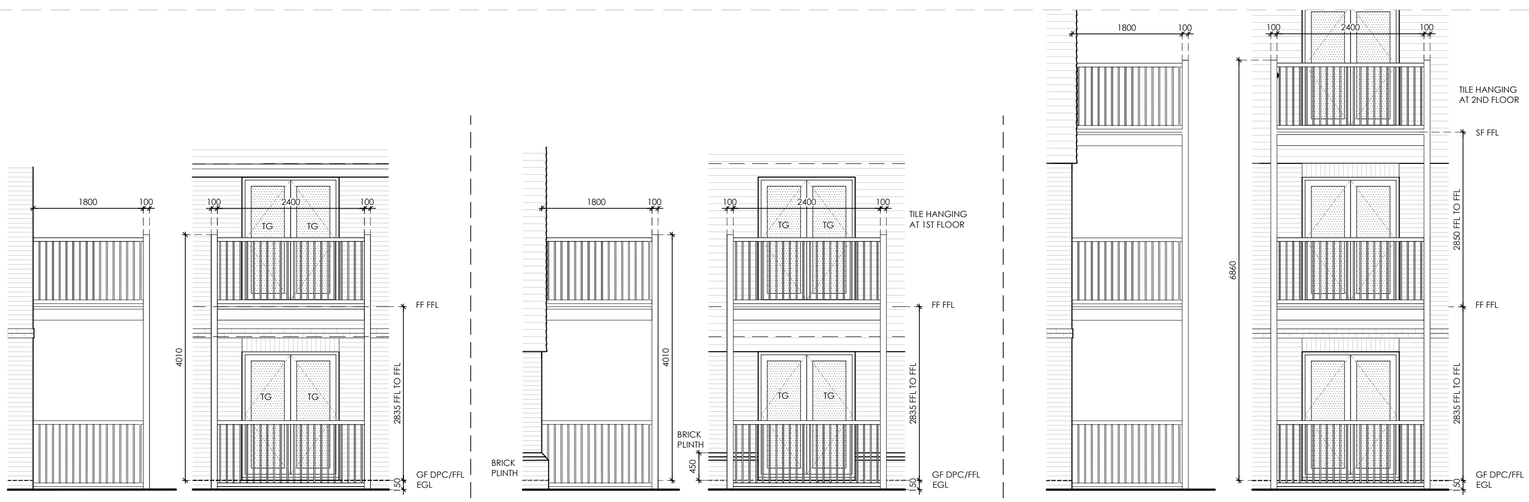
Rev	Date	Drawn	Checked
00	10/03/23	ISC	
FIRST ISSUE			
01	12/07/23	ISC	
PAINT COLOUR REVISED AS PER PLANNING REQUIREMENTS			
02	11/09/23	ISC	
GALVANISATION RATING REVISED AS PER ENGINEERS COMMENTS. MID-SPAN BALUSTRADING SUPPORT OMITTED. FIXING SPECIFICATION ADDED.			
03	12/03/24	LJP	
TILE HANGING VARIATION CLARIFIED. BALCONY DRAINAGE ADDED. BALCONY FIXINGS UPDATED TO SUIT FABRICATION LAYOUTS.			



Balcony detail

SCALE 1:10

03 CD10



Typical Elevations

SCALE 1:50

02 CD10

AWAITING NHBC APPROVAL

CONSTRUCTION ISSUE

Project:
GATEWAY CENTRE
BOORLEY GREEN
BOTLEY

Drawing Title:
SUPERSTRUCTURE DETAILS
DETAIL 10
STEEL BALCONY

Bovis Homes | Linden HOMES
Part of the Vistry Group

carlton design partnership
Selwyn House, 32a Castle Way, Southampton, SO14 2AW
023 8011 8866 www.carltondesignpartnership.com

1:5 @A1 | 0 0.05 0.1 0.15 0.2 0.25m

Drg No: B1008-CDP-XXXXXX-ML-02-A-AS-0310 Rev: 03

Y:\CURRENT PROJECTS\BEST HOMES\GATEWAY\GATEWAY CENTRE BOORLEY GREEN, BRIDGEND, APR-19-0001 (BTL)\PLOTS\CDP\ACTIVE\GATEWAY CENTRE DETAILS 10 STEEL BALCONY