Air Conditioning | Product Information

MITSUBISHI ELECTRIC

# R2 Series VRF

## Standard Efficiency (22.4-45kW)

Simultaneous Heating and Cooling with Heat Recovery Outdoor Unit

CITY MULTI

The City Multi R2 Heat Recovery system meets the demand for simultaneous heating and cooling, with the added benefit of heat recovery.

As the only 2-pipe Heat Recovery system on the market, the modular City Multi R2 range offers huge benefits in terms of ease of installation and maintenance, as well as complete design flexiblity.

Ideal for a wide range of applications such as hotels, offices and leisure premises.

### Key Features & Benefits:

- Energy efficient operation through heat recovery, saving up to 30% over Heat Pump systems
- Provides simultaneous heating and cooling with a high level of thermal comfort
- Unique 2-pipe system for ease of installation and maintenance
- Adjustable noise level options to suit application
- Connectable to a broad choice of indoor unit types and capacities

R410A

**Air Conditioning** | **Product Information**

# R410A

## R2 Series VRF

Standard Efficiency (22.4-45kW)

Simultaneous Heating and Cooling with Heat Recovery Outdoor Unit

| OUTDOOR UNITS | | PURY-P200YNW-A2 | PURY-P250YNW-A2 | PURY-P300YNW-A2 | PURY-P350YNW-A2 | PURY-P400YNW-A2 | PURY-P400YSNW-A2 |
|---|---|---|---|---|---|---|---|
| CAPACITY (kW) | Heating (nominal) | 25.0 | 31.5 | 33.5 | 45.0 | 50.0 | 50.0 |
| | Cooling (nominal) | 22.4 | 28.0 | 33.5 | 40.0 | 45.0 | 44.8 |
| | High Performance Heating (UK) | 25.0 | 31.5 | 31.8 | 42.8 | 45.0 | 50.0 |
| | COP Priority Heating (UK) | 22.8 | 28.7 | 30.1 | 41.0 | 43.0 | 45.5 |
| | Cooling (UK) | 20.0 | 25.1 | 30.0 | 35.8 | 40.3 | 40.1 |
| POWER INPUT (kW) | Heating (nominal) | 6.79 | 9.57 | 9.62 | 13.88 | 16.66 | 14.00 |
| | Cooling (nominal) | 6.68 | 10.25 | 11.75 | 14.92 | 19.65 | 13.78 |
| | High Performance Heating (UK) | 8.56 | 12.06 | 12.79 | 18.46 | 18.99 | 17.92 |
| | COP Priority Heating (UK) | 6.79 | 9.57 | 9.62 | 13.88 | 16.16 | 14.00 |
| | Cooling (UK) | 3.87 | 5.95 | 6.82 | 8.65 | 12.58 | 7.99 |
| COP / EER (nominal) | | 3.68 / 3.35 | 3.29 / 2.73 | 3.48 / 2.85 | 3.24 / 2.68 | 3.00 / 2.29 | 3.57 / 3.25 |
| SCOP / SEER | | - | - | - | - | - | - |
| MAX NO. OF CONNECTABLE INDOOR UNITS | | 20 | 25 | 30 | 35 | 40 | 40 |
| MAX CONNECTABLE CAPACITY | | 50~150% OU Capacity | 50~150% OU Capacity | 50~150% OU Capacity | 50~150% OU Capacity | 50~150% OU Capacity | 50~150% OU Capacity |
| AIRFLOW ($m^3$/min) | High | 170 | 220 | 240 | 250 | 315 | 170 / 170 |
| PIPE SIZE mm (in) | Gas | 19.05 (3/4") | 22.2 (7/8") | 22.2 (7/8") | 28.58 (1-1/8") | 28.58 (1-1/8") | 28.58 (1-1/8") |
| | Liquid | 15.88 (5/8") | 19.05 (3/4") | 19.05 (3/4") | 19.05 (3/4") | 22.2 (7/8") | 22.2 (7/8") |
| SOUND PRESSURE LEVEL (dBA) @ 1m | Heating / Cooling | 59.0 / 59.0 | 64.0 / 60.5 | 67.0 / 61.0 | 64.0 / 62.5 | 69.0 / 65.0 | 62.0 / 62.0 |
| SOUND POWER LEVEL (dBA) @ 100% CAPACITY | Heating / Cooling | 76.0 / 76.0 | 83.0 / 78.0 | 86.0 / 80.0 | 83.0 / 81.0 | 88.0 / 83.0 | 79.0 / 79.0 |
| SOUND POWER LEVEL (dBA) @ 90% CAPACITY | Heating / Cooling | - / 71.0 | 81.0 / 73.5 | 78.5 / 74.5 | 81.0 / 76.0 | 81.0 / 77.0 | - / 74.0 |
| SOUND POWER LEVEL (dBA) @ 75% CAPACITY | Heating / Cooling | - / 66.5 | 77.0 / 69.5 | 74.5 / 70.5 | 77.0 / 73.0 | 75.0 / 73.0 | - / 69.5 |
| WEIGHT (kg) | | 214 | 223 | 225 | 269 | 269 | 214 +214 |
| DIMENSIONS (mm) | Width | 920 | 920 | 920 | 1240 | 1240 | 920 + 920 |
| | Depth | 740 | 740 | 740 | 740 | 740 | 740 |
| (1798mm without legs) | Height | 1858 | 1858 | 1858 | 1858 | 1858 | 1858 |
| ELECTRICAL SUPPLY*1 | | 380-415v, 50Hz | 380-415v, 50Hz | 380-415v, 50Hz | 380-415v, 50Hz | 380-415v, 50Hz | 380-415v, 50Hz |
| PHASE*1 | | Three | Three | Three | Three | Three | Three |
| STARTING CURRENT (A)*1 | | 8 | 8 | 8 | 8 | 8 | 8 |
| NOMINAL SYSTEM RUNNING CURRENT (A)*1 | Heating / Cooling [MAX] | 10.8 / 10.7 [16.1] | 15.3 / 16.4 [21.4] | 15.4 / 18.8 [23.4] | 22.2 / 23.9 [27.6] | 26.7 / 31.5 [35.1] | 22.4 / 22.0 [16.1 + 16.1] |
| GUARANTEED OPERATING RANGE (ºC) | Heating / Cooling | -20~15.5 / -5~52 | -20~15.5 / -5~52 | -20~15.5 / -5~52 | -20~15.5 / -5~52 | -20~15.5 / -5~52 | -20~15.5 / -5~52 |
| FUSE RATING (MCB sizes BS EN 60947-2) - (A)*1 | | 1 x 20 | 1 x 25 | 1 x 25 | 1 x 32 | 1 x 40 | 1 x 20 / 1 x 20 |
| MAINS CABLE No. Cores*1 | | 4 + earth | 4 + earth | 4 + earth | 4 + earth | 4 + earth | 4 + earth / 4 + earth |
| CHARGE REFRIGERANT (kg) / $CO_2$ EQUIVALENT (T) R410A (GWP 2088) | | 5.2 / 10.9 | 5.2 / 10.9 | 5.2 / 10.9 | 8 / 16.7 | 8 / 16.7 | 10.4 / 21.7 |
| MAX ADDITIONAL REFRIGERANT (KG) / $CO_2$ EQUIVALENT (T) R410A (GWP 2088) | | 31.8 / 66.4 | 37.8 / 78.9 | 37.8 / 78.9 | 41.3 / 86.2 | 47.3 / 98.8 | 60.6 / 126.5 |

**Notes:** ErP Lot 6 calculation method to EN14825. *1 A separate power supply is required for each module. Where more than one figure is quoted there are multiple modules.

### PURY-P200/250/300YNW-A2 DIMENSIONS

SIDE VIEW FRONT VIEW

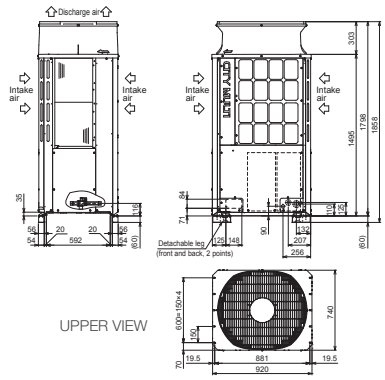


### PURY-P350/400YNW-A2 DIMENSIONS

SIDE VIEW FRONT VIEW

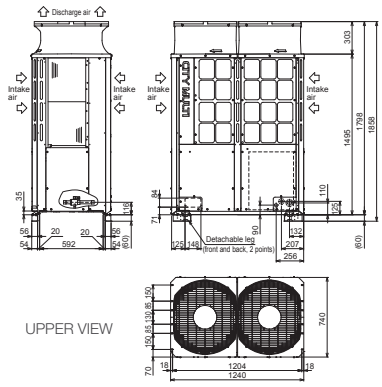


### PURY-P400YSNW-A2 DIMENSIONS

SIDE VIEW FRONT VIEW

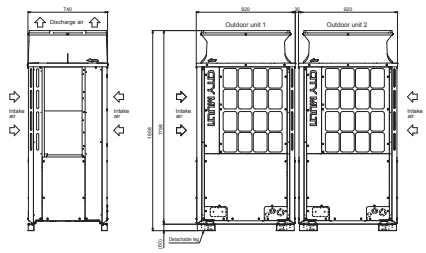



MITSUBISHI ELECTRIC
*Changes for the Better*

Telephone: **01707 282880**
email: **air.conditioning@meuk.mee.com**
**les.mitsubishielectric.co.uk**

@meuk_les
@green_gateway
Mitsubishi Electric Living Environmental Systems UK
Mitsubishi Electric Cooling and Heating UK
mitsubishielectricuk_les
Mitsubishi Electric Living Environmental Systems UK
BLOG thehub.mitsubishielectric.co.uk

**UNITED KINGDOM Mitsubishi Electric Europe Living Environment Systems Division,** Travellers Lane, Hatfield, Hertfordshire, AL10 8XB, England. Telephone: 01707 282880
**IRELAND Mitsubishi Electric Europe,** Westgate Business Park, Ballymount, Dublin 24, Ireland. Telephone: (01) 419 8800 International code: (003531)



Country of origin: United Kingdom - Italy - Turkey - Japan - Thailand - Malaysia. ©Mitsubishi Electric Europe 2024. Mitsubishi and Mitsubishi Electric are trademarks of Mitsubishi Electric Europe B.V. The company reserves the right to make any variation in technical specification to the equipment described, or to withdraw or replace products without prior notification or public announcement. Mitsubishi Electric is constantly developing and improving its products. All descriptions, illustrations, drawings and specifications in this publication present only general particulars and shall not form part of any contract. All goods are supplied subject to the Company's General Conditions of Sale, a copy of which is available on request. Third-party product and brand names may be trademarks or registered trademarks of their respective owners.


Note: The fuse rating is for guidance only and please refer to the relevant databook for detailed specification. It is the responsibility of a qualified electrician/electrical engineer to select the correct cable size and fuse rating based on current regulation and site specific conditions. Mitsubishi Electric's air conditioning equipment and heat pump systems contain a fluorinated greenhouse gas, R410A (GWP:2088), R290 (GWP:3), R32 (GWP:675), R407C (GWP:1774), R134a (GWP:1430), R513A (GWP:631), R454B (GWP:466), R454C (GWP:148), R1234ze (GWP:7) or R1234yf (GWP:4). *These GWP values are based on Regulation (EU) No 517/2014 from IPCC 4th edition. In case of Regulation (EU) No.626/2011 from IPCC 3rd edition, these are as follows. R410A (GWP:1975), R32 (GWP:550), R407C (GWP:1650) or R134a (GWP:1300).


**Effective as of May 2024**


Green Gateway greengateway.mitsubishielectric.co.uk