Existing Rear Elevation

Existing Front Elevation

Existing Side Elevation

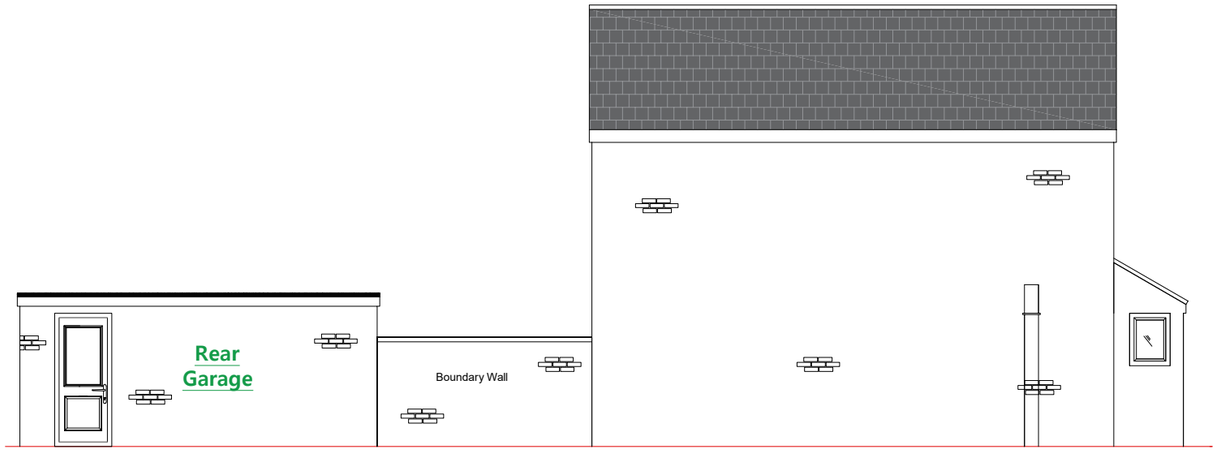

Existing Side Elevation

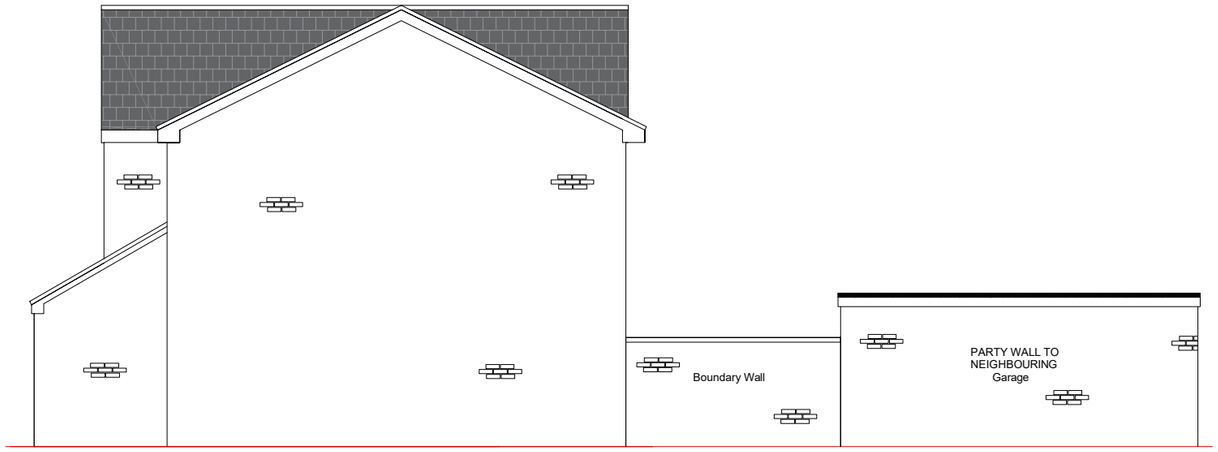

Existing Floorplan

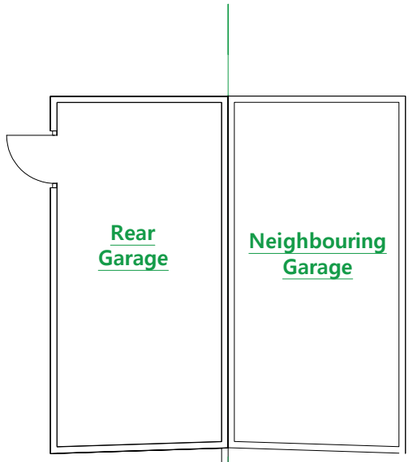

Existing Floorplan

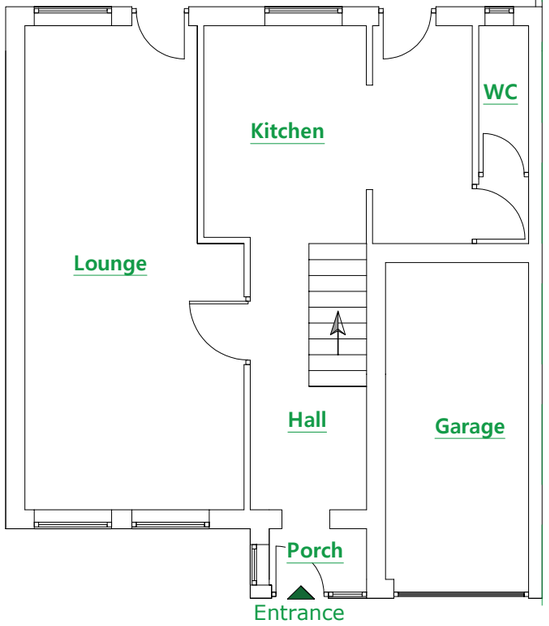

scale bar:

1:200 0 2 4 6 8 10M

1:100 0 0.5 1 1.5 2 2.5 3 3.5 4 4.5 5M

1:50 0 0.25 0.5 0.75 1 1.25 1.5 1.75 2 2.25 2.5M

1:1 0 10mm 20mm 30mm 40mm 50mm

Important Customer Notes:

Please study these plans carefully and note the dimensions shown along with any comments and additional details relating to your project. We would also ask that you pay particular attention to the actual position on the building and the distances from each side of your property in relation to any gable ends, boundaries & existing door or window locations, as these drawings will be issued to our builder.

Any changes, errors or amendments to these drawings must be notified in writing by email or post immediately to the surveyor and NOT your original sales representative and would further advise that NO changes can be made to these plans once works commence on site as additional costs and charges may be incurred!

Please Note:
* All views shown are **EXTERNAL** looking at your property from the garden, patio or terrace area, unless otherwise stated.
* All dimensions shown on the plans are **EXTERNAL** as indicated.

To calculate the approximate internal floor areas:
Deduct 300mm from the overall external sizes shown on the base plan for each new cavity wall constructed.
(ie: a base 5000mm wide x 3000mm projection externally would have an internal floor area of 4400mm x 2700mm).

Specification:

Frames: (PVCu Internally Beaded)
External Frame Colour: White
Internal Frame Colour:
Glazing: (Band A Glass all frames)
28mm 'Double'
Roof: (BBA Approved System)
External Roof Colour: White
Internal Roof Colour: White
External Cornice:
Internal Lighting
Building Work))
External Walls:Glazed
Internal Walls:
Other Works:

REV	DESCRIPTION	BY	DATE

Drawing status:-
PLANNING

Client:-
MR,WALLER

Project:-
CONSERVATORY

Address:-
22,BROADLANDS,EASTLEIGH
SO50-4PA

Title:-
EXISTING,ELEVATIONS
&,FLOORPLAN
COMBINED

DWG No.
3

Doc Ref	Revision		
A001	2		
Drawn By	Date	Scale	Sheet Size
RB	31.10.2024	1:100	A3

Brackenwood
IMPROVING HOMES SINCE 1987

Copies to: Builders, Installers, Main File.
NB: **DO NOT** Scale from drawings for setting out or manufacture.
Any discrepancies to be notified as soon as possible.

Copyright Drawing **NOT** to be re-produced without written permission from:
RB Construction Design & Compliance Services.