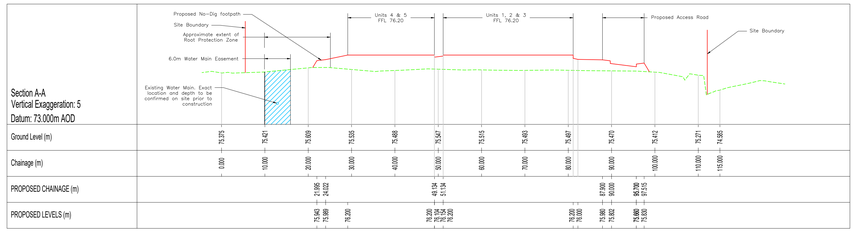

Section A-A

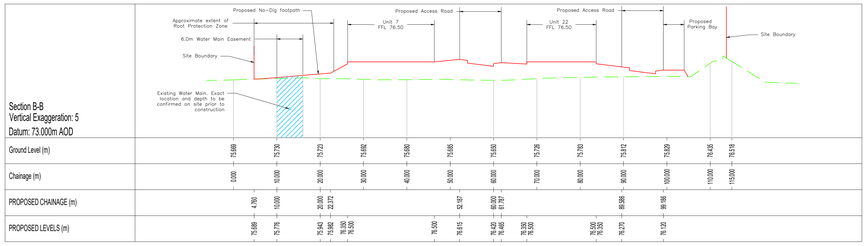

Section B-B

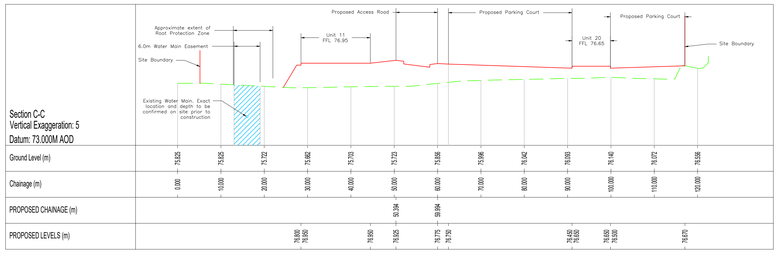

Section C-C

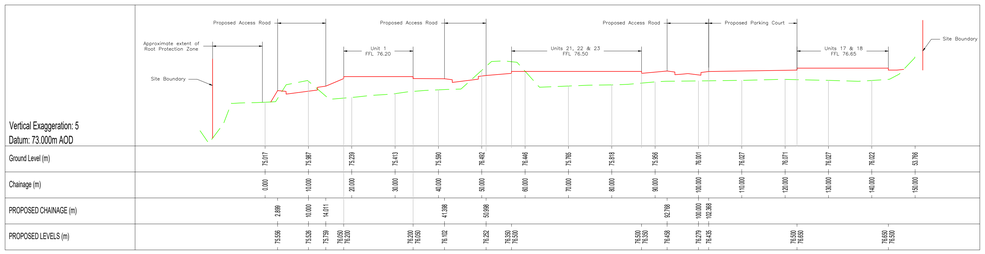

Section D-D

Notes:

1. Do not scale from this drawing.
2. All dimensions in metres unless stated otherwise.
3. All levels relate to ordnance datum.
4. This drawing shall be read in conjunction with all other contract documents.
5. Refer to drawing 7230-MJA-SW-XX-DR-C-001 for Cross Section Locations.
6. Any discrepancies with the drawings shall be reported to the Engineer.

Key

- Existing levels
- Proposed levels

REV. No.	DATE	DESCRIPTION	DRAWN	CHECKED

Client: HI-Acre Construction Ltd

Project: Kanes Hill, Southamption

Title: Proposed Levels Strategy – Sections

MJA CONSULTING
CIVIL & STRUCTURAL ENGINEERS
Ipsum Court, 24 The Quadrant,
Abingdon Science Park, Abingdon
Oxon, OX14 3YS
Tel: 01235 555173
Email: mail@mjaconsulting.co.uk

Scale:	Status:	
1:500H, 1:100V @ A0	PLANNING	

Drawn:	Project Engineer	MJA Project No:	Date:
TSH	TSH	7230	March 2025

Drawing Number:	Rev:
7230-MJA-SW-XX-DR-C-002	PL1

© This drawing is the copyright of Michael A Jennings Associates Limited and may not be copied, altered or reproduced in any way without their permission.