Construction

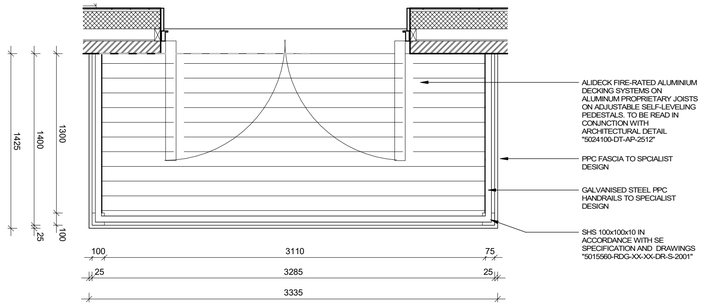

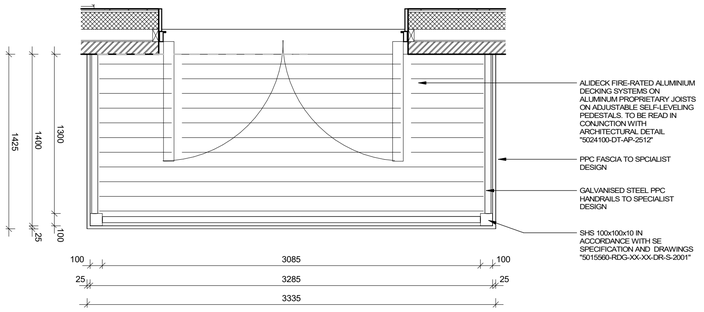

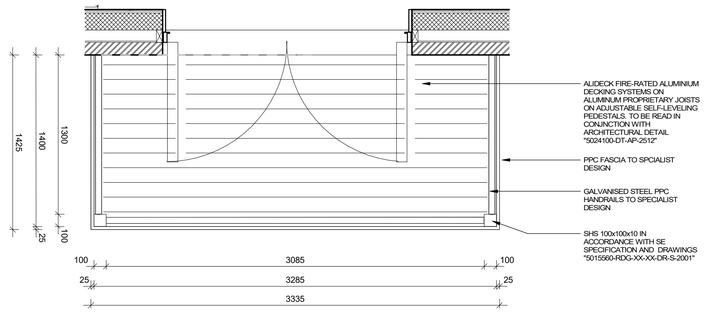

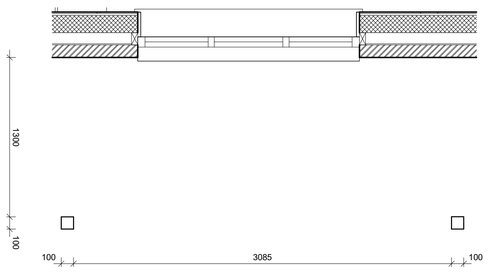

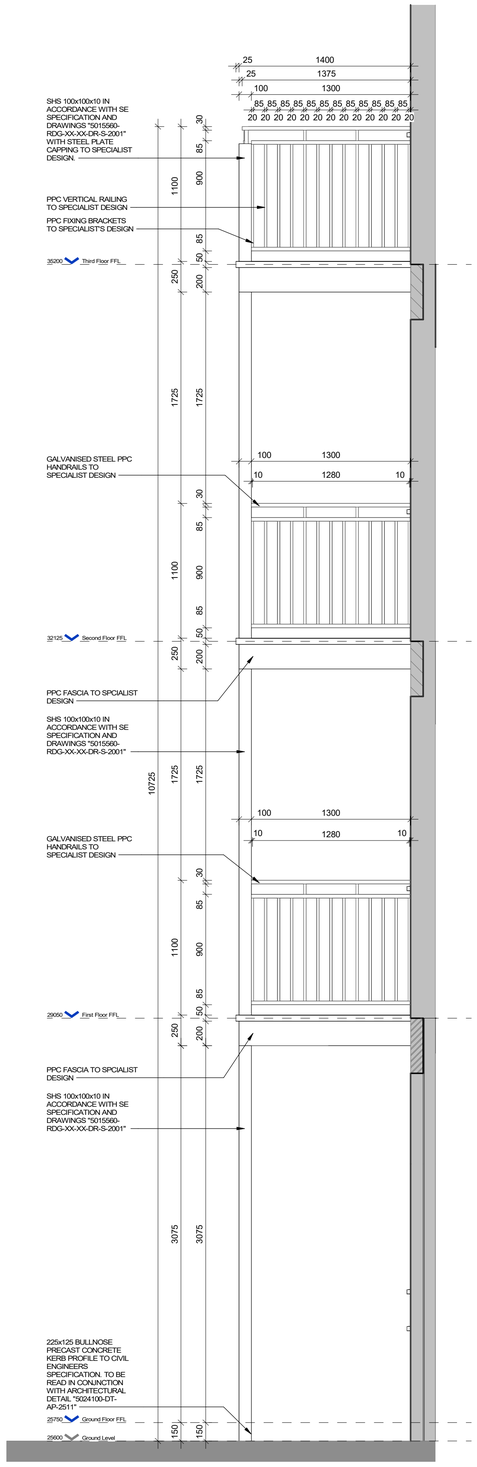

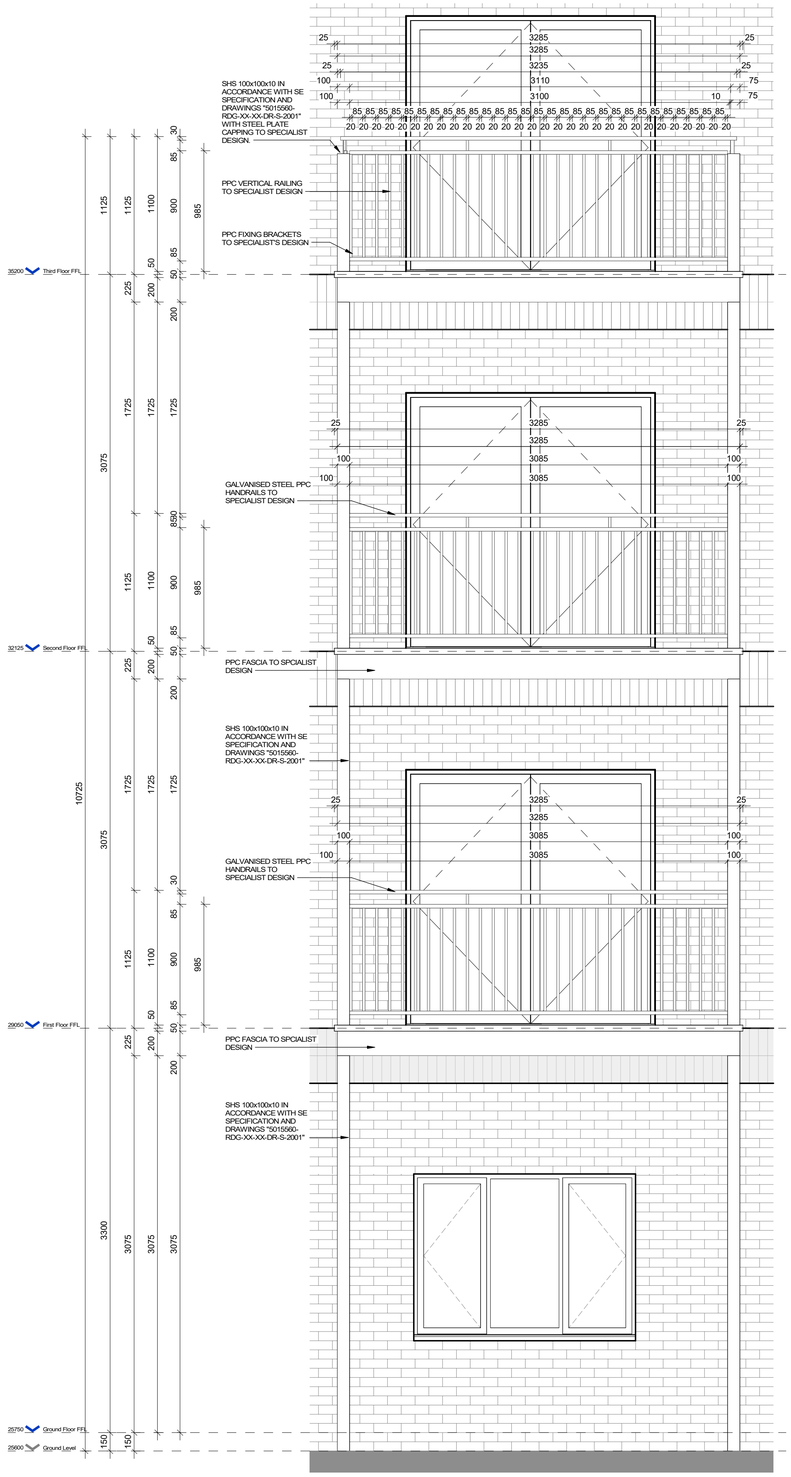

DISCLAIMER NOTES:

- THIS DOCUMENT IS COPYRIGHT OF THE ORIGINATOR AND MUST BE TREATED AS CONFIDENTIAL
- THIS DOCUMENT MUST NOT BE ALTERED, REPRODUCED OR DISTRIBUTED WITHOUT PRIOR WRITTEN CONSENT OF THE ORIGINATOR
- THIS DOCUMENT IS AVAILABLE IN BOTH CONTROLLED (eg. pdf) AND UNCONTROLLED (eg. dwg) FORMATS - UNCONTROLLED FORMATS MUST NOT BE ALTERED - THE ORIGINATOR ACCEPTS NO RESPONSIBILITY FOR ANY DISCREPANCIES ARISING AS A RESULT OF THE ORIGINATORS INFORMATION BEING ALTERED BY OTHERS
- ANY DISCREPANCY MUST BE REPORTED TO THE ORIGINATOR
- DO NOT SCALE THIS DOCUMENT - USE FIGURED DIMENSIONS ONLY
- ALL DIMENSIONS MUST BE CHECKED ON SITE PRIOR TO COMMENCEMENT OF ANY RELATED WORKS
- THIS DOCUMENT MUST BE READ IN CONJUNCTION WITH ALL SUPPORTING DOCUMENTS PRODUCED BY THE ORIGINATOR AND OTHER PROJECT DISCIPLINES
- THE ORIGINATOR ACCEPTS NO RESPONSIBILITY FOR THE ACCURACY OF BACKGROUND INFORMATION PRODUCED BY THIRD PARTIES - THIS MUST BE TREATED AS INDICATIVE ONLY
- USERS OF THIS DOCUMENT ARE RESPONSIBLE FOR CHECKING WHICH REVISION IS CURRENT
- THE DOCUMENT STATUS "INFORMATION" OR "PRELIMINARY", INDICATES THAT THIS DRAWING IS FOR REFERENCE PURPOSES ONLY - THE ORIGINATOR WILL ACCEPT NO RESPONSIBILITY FOR THE COMPLETENESS OF INFORMATION UNDER THIS STATUS
- THE DOCUMENT STATUS "RECORD" OR "AS BUILT" HAS BEEN PREPARED, IN PART, BASED UPON INFORMATION FURNISHED BY OTHERS. WHILE THIS INFORMATION IS BELIEVED TO BE RELIABLE, THE ORIGINATOR ASSUMES NO RESPONSIBILITY FOR THE ACCURACY OF THIS "RECORD" OR "AS BUILT" DOCUMENT OR FOR ANY ERRORS OR OMISSIONS THAT MAY HAVE BEEN INCORPORATED INTO IT AS A RESULT OF INCORRECT INFORMATION PROVIDED TO THE ORIGINATOR. THOSE RELYING ON THE "RECORD" OR "AS BUILT" DOCUMENT ARE ADVISED TO OBTAIN INDEPENDENT VERIFICATION OF ITS ACCURACY

DRAWING NOTES:

- CDM REGULATIONS 2015
  SIGNIFICANT OR NON-OBVIOUS RISKS AND RISKS WHICH ARE DIFFICULT TO MANAGE ARE IDENTIFIED ON THIS DRAWING USING THE FOLLOWING SYMBOL IDENTIFIED TO THE RIGHT WITH BRIEF ACCOMPANYING TEXT. FOR FURTHER DETAILS OF THE RISKS IDENTIFIED BY DESIGNERS, REFERENCE SHOULD BE MADE TO CDM HAZARD REGISTER.

Drawing Labels:

FFL	[Top of Screed]
FCL	Finished Ceiling Level
SSL	Structural Slab Level
TOF	Top of foundation
CH	Ceiling Height
SO	Structural Opening
SVP	Soil Vent Pipe
O/S	Outside
I/S	Inside
SL	Slab Level
U/S	Under Side
EM	Electric Meter
CL	Ceiling level
WH	Window height

Furniture Types:

FF	Fridge & Freezer
OV	Oven & Microwave
DW	Dishwasher
TD	Tumble Dryer
WM	Washing Machine
	MJ
	Fire Cavity Barrier

Drawing Notes:

- All sanitaryware is illustrative only and subject to review in the finishes schedule.
- All FFL noted based on planning drawings thus subject to change as detail design changes
- FFL = top of screed

Key Plan:

REV	DESCRIPTION	DATE	BY	CHKD
B	Amended to Planning & Client comments	21.08.2025	PG	JM
A	Construction Issue	11.07.2025	PG	JM

CLIENT: EASTLEIGH BOROUGH COUNCIL

IN ASSOCIATION WITH:

PROJECT:
EBC - One Horton Heath
Lower Acre

TITLE:
APARTMENT
Balcony Type 03

DRAWN BY:	PG	SCALE: 1:25	@ A1
CHECKED BY:	JM	DATE:	
STATUS:			

DRAWING No: 5024100-AP-BAL03

PROJECT:	ORG:	ZONE:	LEVEL:	TYPE:	ROLE:	NUMBER:	REV:

ORIGINATOR:

RIDGE
PROPERTY & CONSTRUCTION CONSULTANTS
BEAUMONT HOUSE
59 HIGH STREET
READING, RG7 5AL
TEL NO: 0118 932 3088
WWW.RIDGE.CO.UK