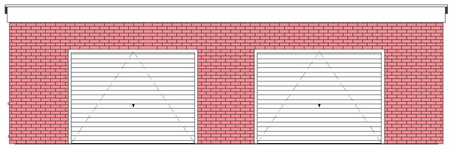

1 **Proposed Front Elevation**
1 : 100

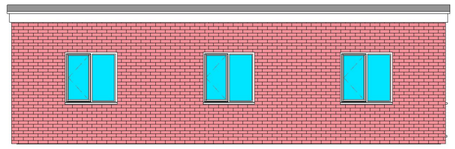

2 **Proposed Rear Elevation**
1 : 100

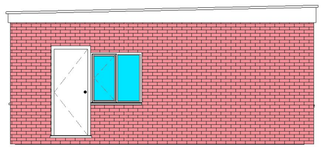

3 **Proposed Side (Left) Elevation**
1 : 100

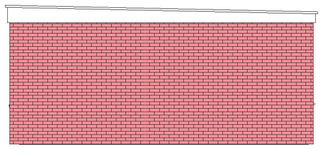

4 **Proposed Side (Right) Elevation**
1 : 100

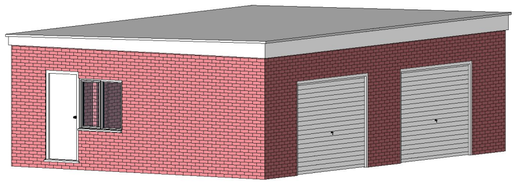

6 **3D Front View**

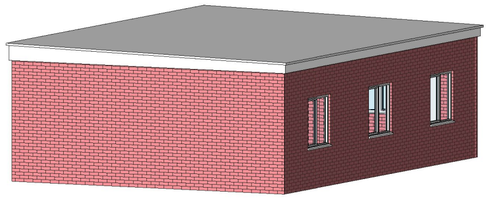

7 **3D View Rear**



5 **Proposed Ground Floor Plan**
1 : 50

Drawings by:
unsted design

3D Computer Aided
Architectural Design

Unsted Design
Ltd
16 Hazel Close,
Chandlers Ford
Eastleigh
SO53 5RF

Tel: 02380274720
Fax: 02380274720
Email: info@UnstedDesign.co.uk
Web Site www.UnstedDesign.co.uk
Company Number 8013235

Utilities/Highways/Environment: It is the responsibility of the client or their contractor to liase with the Utility providers, Highway Authorities and Environment Agency to ensure that all approvals are in place unless Unsted Design have been given written instuctions to act on your behalf.

Copyright: The copyright for this drawing remains the property of Unsted Design. It cannot be copied, altered or reproduced in any form without the consent of Unsted Design. It cannot be passed to a third party without the written consent of Unsted Design.

Dimensions: All dimensions to be checked on site prior to the comencement of any work. Do not scale from this drawing for construction purposes.

Party Wall Agreements: It is the sole responsibility of the building owner or their contractor to draw up any agreements or notices required to comply with the Party Wall Act. This drawing does not guarantee the position of the boundary.

Revision

Client: BUCKLE
Project Address: 16 OAKMOUNT ROAD
CHANDLERS FORD
EASTLEIGH
SO53 2LH

Drawing Contents: PROPOSED FLOOR PLAN, ELEVATIONS AND 3D VIEWS
Purpose: PLANNING APPLICATION
Scale: 1:50 1:100
Date 20th November 2025 *Drawn by:* MKU

Drawing Number	Client	Status	Project Number	Sheet Size
001	BUCKLE		PR1679	A2