# Proposed

Front (West) Elevation
1:100

Side (North) Elevation
1:100

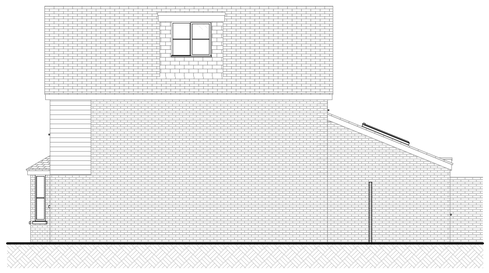

Rear (East) Elevation
1:100

Side (South) Elevation
1:100

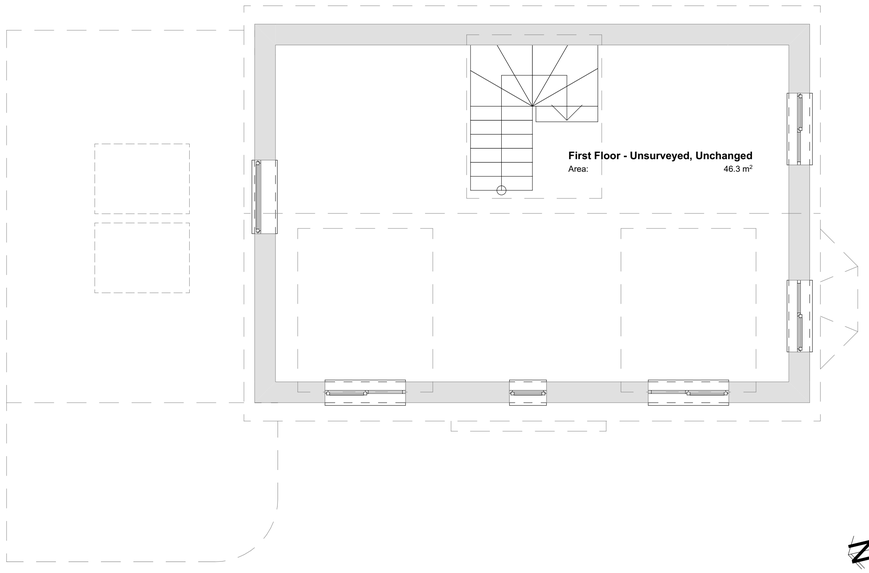


First Floor
1:50

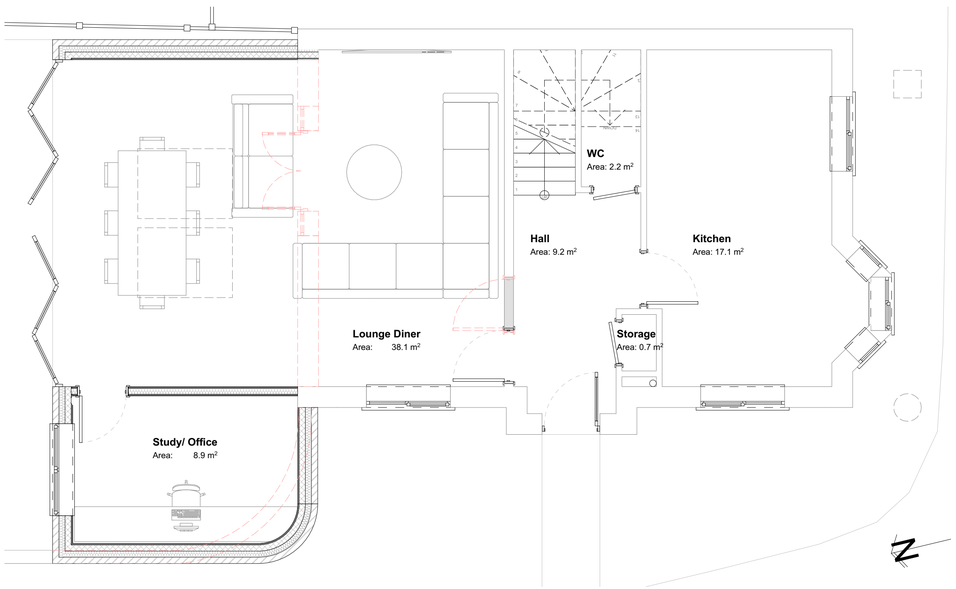


Ground Floor
1:50

Site Plan as Proposed
1:200

ADAM DUNN DESIGN
ARCHITECTURAL DESIGN & PLANNING APPROVAL

ARCHITECTURAL DESIGN
-
PLANNING APPROVAL
-
BUILDING CONSULTANCY

**PLANNING NOTES**

**DRAINAGE (SuDS)**
Unchanged

**WASTE STORAGE**
Unchanged

**BOUNDARY TREATMENT**
775mm increase in height to front elevation curved facing brickwork boundary wall with amendment to the radius of the curve

**EXTERNAL MATERIALS**

| | |
|---|---|
| Walls | 01 - Facing brickwork |
| | 02 - Timber cladding |
| Roof | 03 - Slate effect tile |
| Windows & Doors | 04 - uPVC white/ off-white |
| Rainwater Goods | 05 - uPVC black |
| * | Denotes obscured glazing Pilkington level 5 |

**AREAS**

| | |
|---|---|
| Existing Floor Area | 92.40 m² |
| Proposed Floor Area | 122.50 m² |
| Site Area | 227.80 m² |

**DRAWING NOTES**

| REV | DATE | DESCRIPTION |
|---|---|---|
| B | 13/02/2026 | Client Amendments |
| A | 11/02/2026 | Client Amendments |

CLIENT
Ezekiel Nero

PROJECT
Proposed Single Storey Rear Extension

ADDRESS
50 Bowers Drive, Bursledon, Southampton, SO31 8LZ

DRAWING
Plans as Proposed

STATUS
Planning Permission Application

DATE
February 2026

SCALE @ A1
1:50, 1:100, 1:200

DRAWING Nº
22417-00-03

REVISION
B

ARCHITECTURAL DESIGN
-
PLANNING APPROVAL
-
BUILDING CONSULTANCY

CIAT

architects@adamdunndesign.com
adamdunndesign.com
@adamdunndesign
07933 277770

ISSUE SCHEDULE

| | | | |
|---|---|---|---|
| Preliminary | ☑ | Building Regs | ☐ |
| Planning | ☐ | Construction | ☐ |

This drawing has copyright protection and should not be reproduced without written permission from Adam Dunn Design. The Contractor is responsible for checking the dimensions on site and any discrepancy to be verified prior to the commencement of any building works or fabrication. These drawings are not to be scaled and must be read in accordance with all associated architectural, surveying, engineering and service drawings. If in doubt, please ask.

| | | | | | | | | | | | | | | | | | | | | | |
|---|---|---|---|---|---|---|---|---|---|---|---|---|---|---|---|---|---|---|---|---|---|
| 1m at 1:50 | 1 | | | | 2 | | | | 3 | | | | 4 | | | | | | | | |
| 1m at 1:100 | 1 | | | 2 | | | 3 | | | | 4 | | | | 5 | | | | 6 | | |
| 5m at 1:200 | | | 5 | | | | | | 10 | | | | | | | | 15 | | | | |
| 5m at 1:500 | 5 | | | | 10 | | | 15 | | | | 20 | | | | 25 | | | | 30 | |
| 5m at 1:1/50 | 5 | 10 | 15 | 20 | 25 | 30 | 35 | 40 | 45 | 50 | 55 | 60 | 65 | 70 | 75 | 80 | 85 | 90 | 95 | 100 | |